



## **Maria College 2021 Title IX Climate Survey**

### *Institutional Level Report: Responses from May/June 2021*

The Maria College Title IX Climate Survey was made available to Maria College Students, Staff, and Faculty in May and June of 2021 and 127 responses were collected. Participation was voluntary and responses are anonymous and confidential. This survey has been reviewed and approved by Maria's Institutional Review Board.

#### **Assessing Campus Climate**

Campus climate assessments give us an opportunity to better understand our campus and make informed decisions in providing a healthy and safe educational environment. The purpose of the survey is to determine the prevalence of sexual harassment, which includes sexual assault, and other related crimes on our campus. It also helps us determine how aware and knowledgeable our community is of our policies and procedures addressing sexual misconduct.

Other areas covered by this survey include:

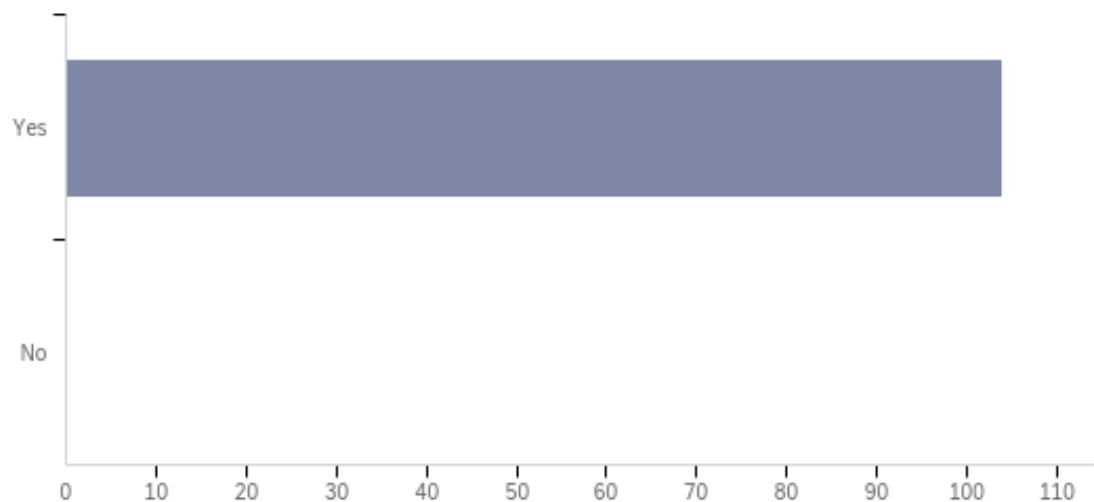
- The Title IX Coordinator's role;
- How and where to report sexual violence as a victim/survivor or witness;
- The availability of resources on and off campus;
- The prevalence and reporting of general/sexual assault, domestic and dating violence, and stalking; and
- Bystander attitudes and behavior.

#### **Participation and Confidentiality**

Participation in this survey was voluntary. Participants could decline to answer any questions and could stop at any time. All information gathered from this survey will remain confidential and anonymous. All data is to be accessed only by the primary researchers and reviewed in the aggregate. This aggregate level report is available to the campus community and has no identifiable information that could link individuals to their responses. All published material resulting from this study will not identify individual participants.

Summary of Responses:

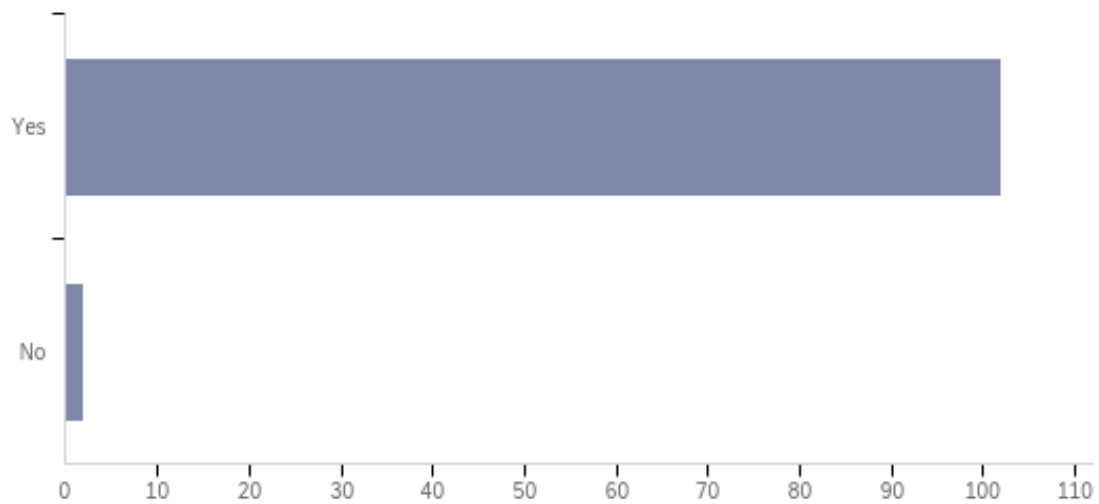
Q1 - I understand that I must be at least 18 years old to participate in this study. Completion of this survey signifies my consent to participate in the study. Note: This survey is completely confidential and anonymous. Responses provided cannot be traced back to individuals who take the survey. Taking all of the above under consideration, I agree to serve as a subject in the survey.



#	Field	Minimum	Maximum	Mean	Std Deviation	Variance	Count
1	I understand that I must be at least 18 years old to participate in this study. Completion of this survey signifies my consent to participate in the study. Note: This survey is completely confidential and anonymous. Responses provided cannot be traced back to individuals who take the survey. Taking all of the above under consideration, I agree to serve as a subject in the survey.	1.00	1.00	1.00	0.00	0.00	104

#	Answer	%	Count
1	Yes	100.00%	104
2	No	0.00%	0
	Total	100%	104

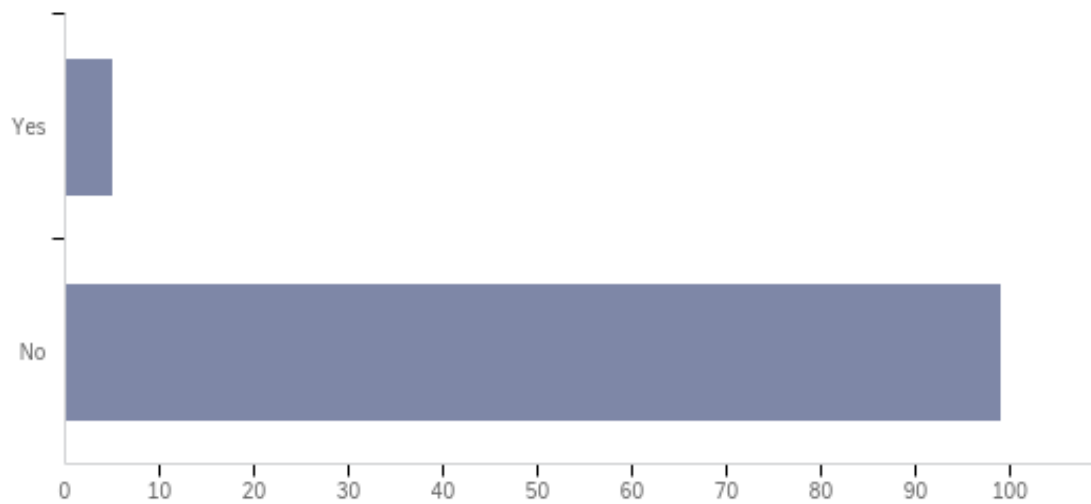
**Q2 - I understand the definition of the term "affirmative consent" as it applies to engaging in sexual activity.**



#	Field	Minimum	Maximum	Mean	Std Deviation	Variance	Count
1	I understand the definition of the term "affirmative consent" as it applies to engaging in sexual activity.	1.00	2.00	1.02	0.14	0.02	104

#	Answer	%	Count
1	Yes	98.08%	102
2	No	1.92%	2
	Total	100%	104

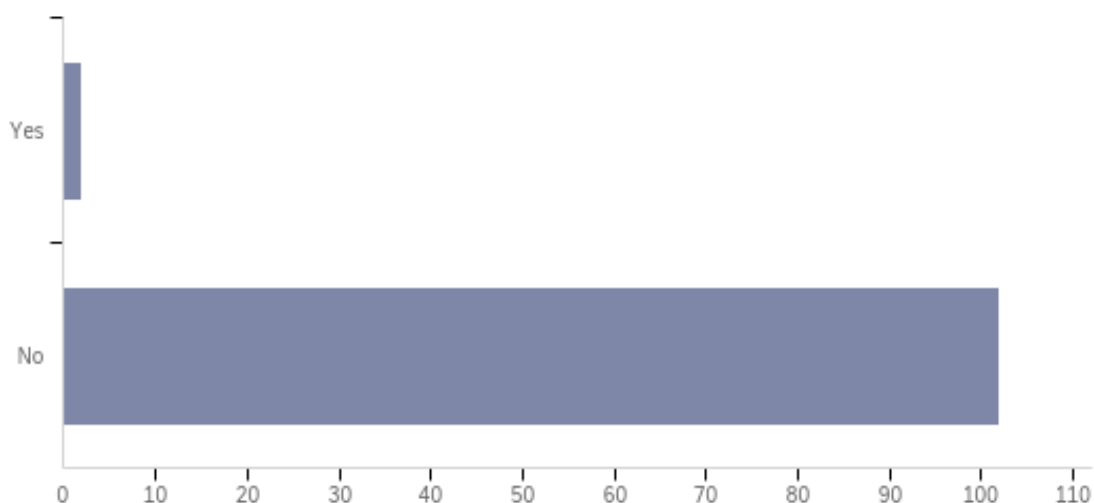
**Q3 - Is a person considered capable of giving consent to engage or participate in sexual activity if they are under threat of physical violence, coercion, or intimidation?**



#	Field	Minimum	Maximum	Mean	Std Deviation	Variance	Count
1	Is a person considered capable of giving consent to engage or participate in sexual activity if they are under threat of physical violence, coercion, or intimidation?	1.00	2.00	1.95	0.21	0.05	104

#	Answer	%	Count
1	Yes	4.81%	5
2	No	95.19%	99
	Total	100%	104

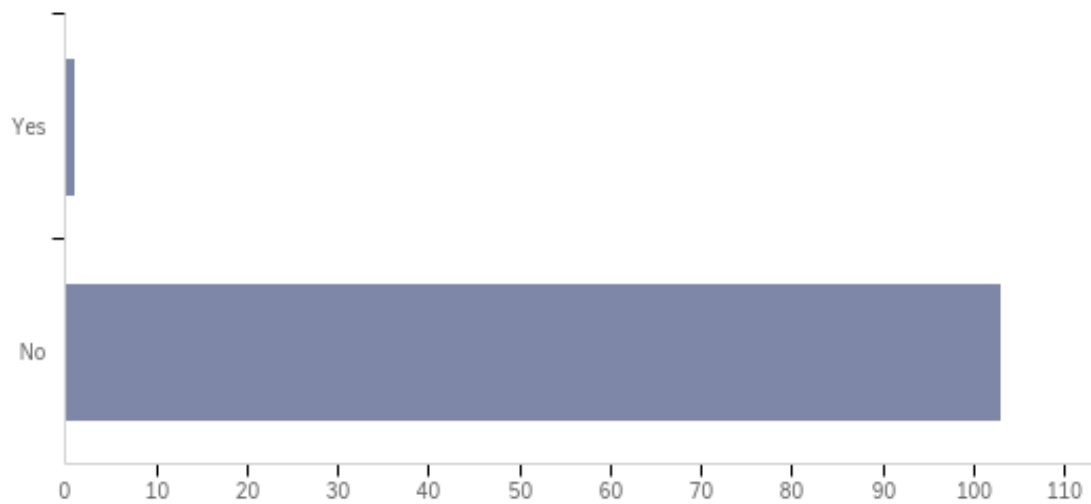
**Q4 - Is a person considered capable of giving consent to engage or participate in sexual activity if they are incapacitated by alcohol or other substance(s)?**



#	Field	Minimum	Maximum	Mean	Std Deviation	Variance	Count
1	Is a person considered capable of giving consent to engage or participate in sexual activity if they are incapacitated by alcohol or other substance(s)?	1.00	2.00	1.98	0.14	0.02	104

#	Answer	%	Count
1	Yes	1.92%	2
2	No	98.08%	102
	Total	100%	104

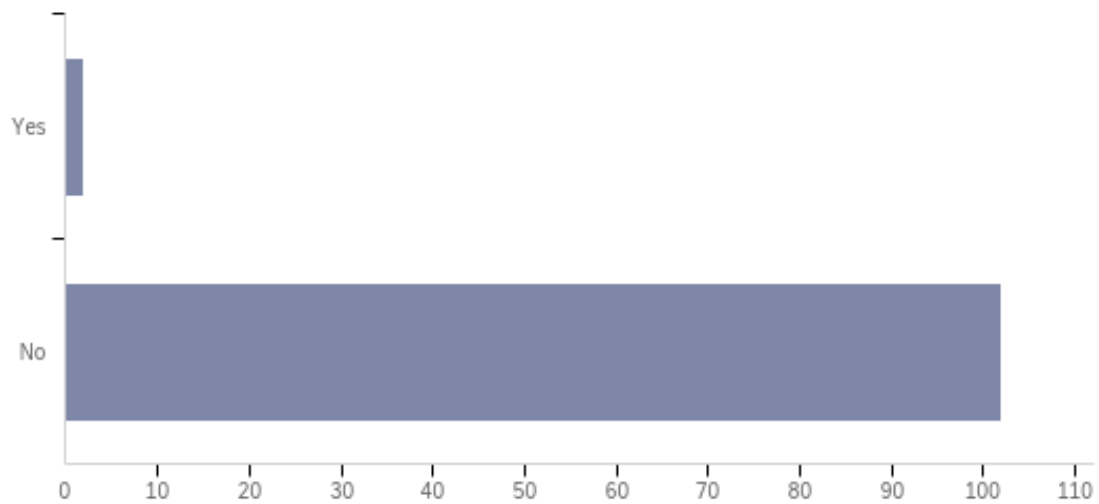
**Q5 - Is a person considered capable of giving consent to engage or participate in sexual activity if they are unconscious or asleep?**



#	Field	Minimum	Maximum	Mean	Std Deviation	Variance	Count
1	Is a person considered capable of giving consent to engage or participate in sexual activity if they are unconscious or asleep?	1.00	2.00	1.99	0.10	0.01	104

#	Answer	%	Count
1	Yes	0.96%	1
2	No	99.04%	103
	Total	100%	104

**Q6 - Is a person considered capable of giving consent to engage or participate in sexual activity if they are under threat of psychological coercion, or intimidation?**

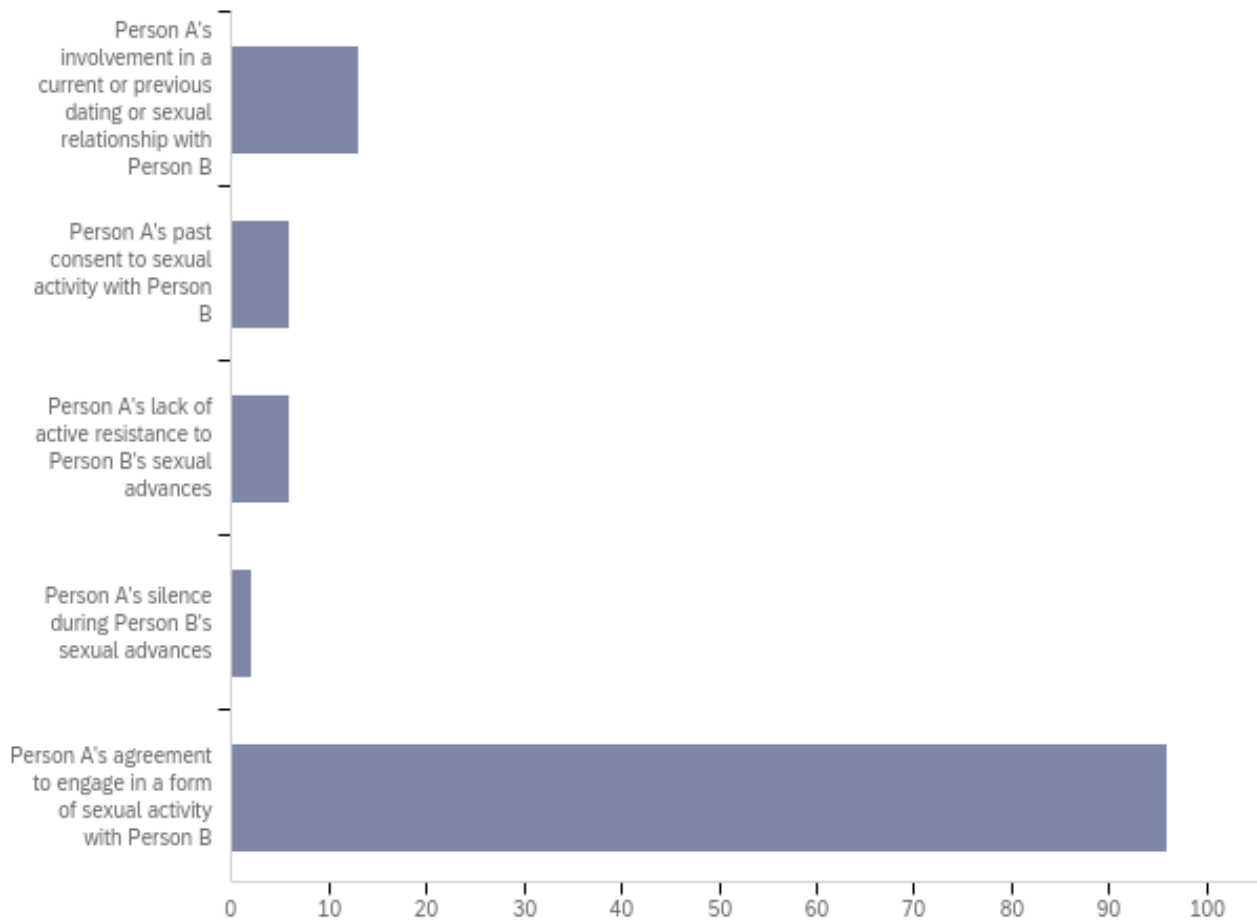


#	Field	Minimum	Maximum	Mean	Std Deviation	Variance	Count
1	Is a person considered capable of giving consent to engage or participate in sexual activity if they are under threat of psychological coercion, or intimidation?	1.00	2.00	1.98	0.14	0.02	104

#	Answer	%	Count
1	Yes	1.92%	2
2	No	98.08%	102
	Total	100%	104

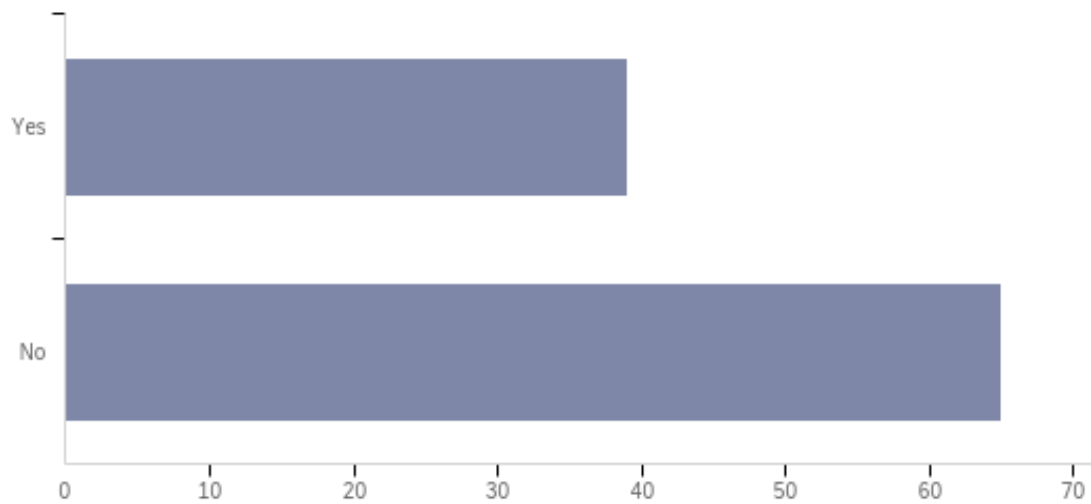


**Q7 - Which, if any, of the following assumes Person A's consent to participate in a sexual activity with Person B (check all that apply):**



#	Answer	%	Count
1	Person A's involvement in a current or previous dating or sexual relationship with Person B	10.57%	13
2	Person A's past consent to sexual activity with Person B	4.88%	6
3	Person A's lack of active resistance to Person B's sexual advances	4.88%	6
4	Person A's silence during Person B's sexual advances	1.63%	2
5	Person A's agreement to engage in a form of sexual activity with Person B	78.05%	96
	Total	100%	123

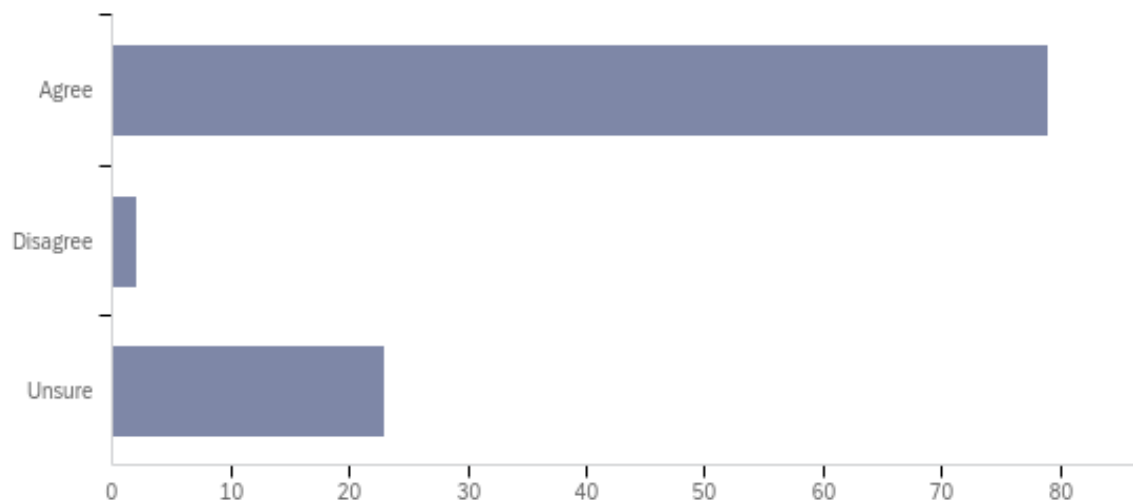
**Q8 - Does a person's level of intoxication change their responsibility to obtain consent to sexual activity?**



#	Field	Minimum	Maximum	Mean	Std Deviation	Variance	Count
1	Does a person's level of intoxication change their responsibility to obtain consent to sexual activity?	1.00	2.00	1.63	0.48	0.23	104

#	Answer	%	Count
1	Yes	37.50%	39
2	No	62.50%	65
	Total	100%	104

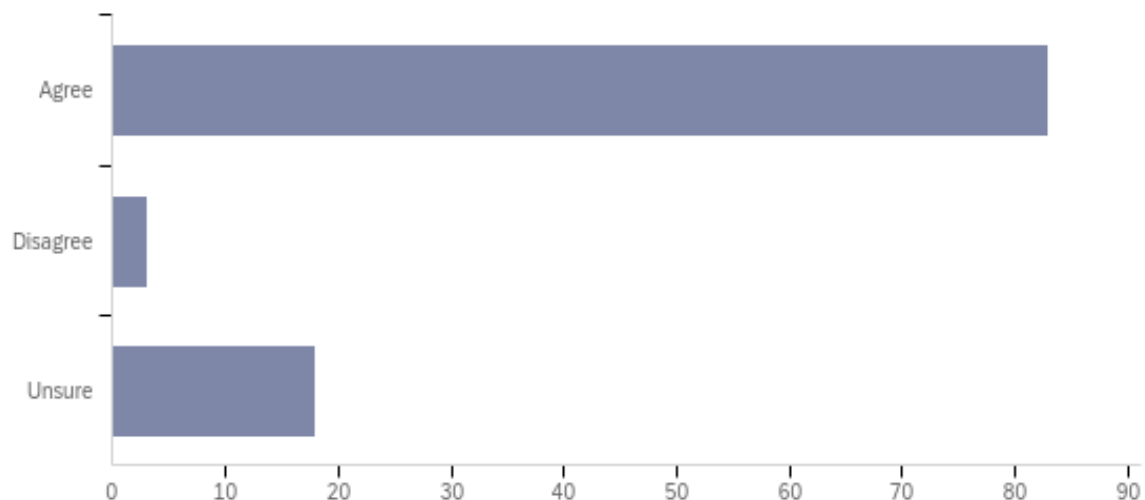
**Q9 - I would know how to intervene if I saw someone getting sexually harassed.**



#	Field	Minimum	Maximum	Mean	Std Deviation	Variance	Count
1	I would know how to intervene if I saw someone getting sexually harassed.	1.00	3.00	1.46	0.83	0.69	104

#	Answer	%	Count
1	Agree	75.96%	79
2	Disagree	1.92%	2
3	Unsure	22.12%	23
	Total	100%	104

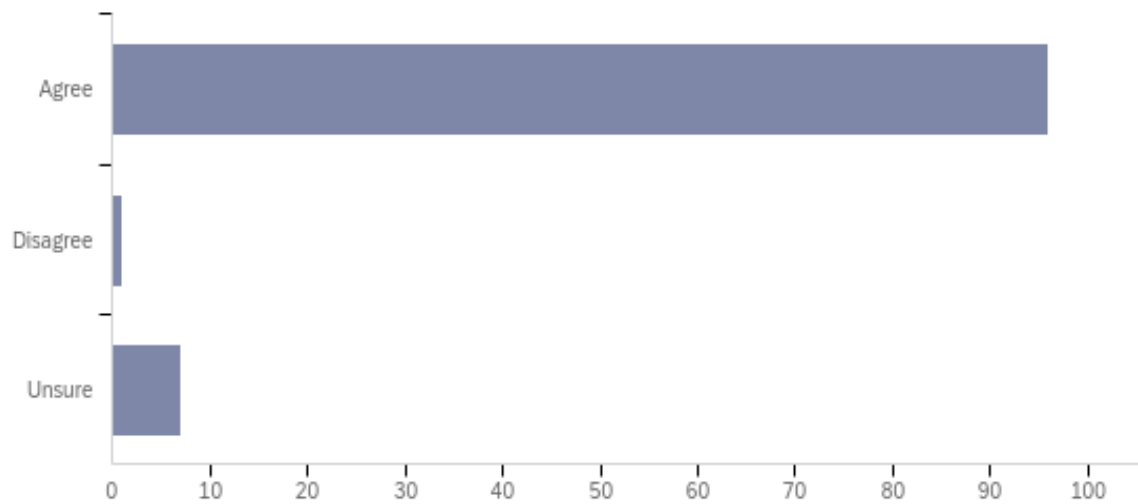
**Q10 - I would be able to recognize a situation that has potential for sexual assault.**



#	Field	Minimum	Maximum	Mean	Std Deviation	Variance	Count
1	I would be able to recognize a situation that has potential for sexual assault.	1.00	3.00	1.38	0.76	0.58	104

#	Answer	%	Count
1	Agree	79.81%	83
2	Disagree	2.88%	3
3	Unsure	17.31%	18
	Total	100%	104

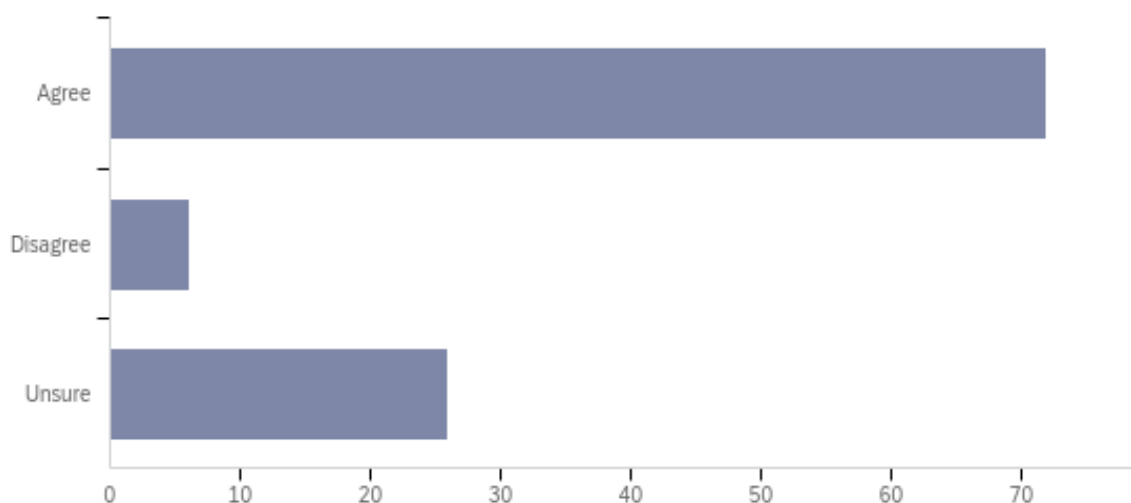
**Q11 - I feel confident in my ability to judge if someone is too intoxicated to give consent to sexual activity.**



#	Field	Minimum	Maximum	Mean	Std Deviation	Variance	Count
1	I feel confident in my ability to judge if someone is too intoxicated to give consent to sexual activity.	1.00	3.00	1.14	0.51	0.26	104

#	Answer	%	Count
1	Agree	92.31%	96
2	Disagree	0.96%	1
3	Unsure	6.73%	7
	Total	100%	104

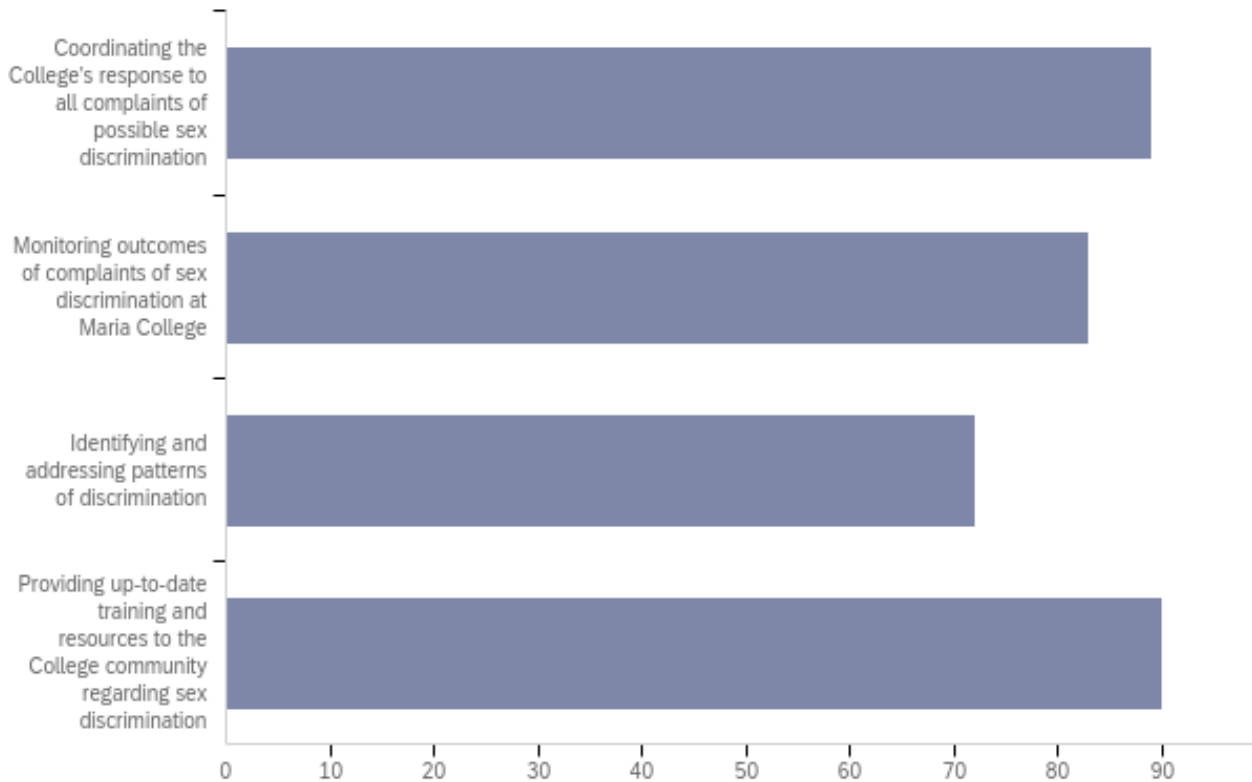
**Q12 - I know how to effectively intervene as an active bystander in a situation that has potential for sexual assault.**



#	Field	Minimum	Maximum	Mean	Std Deviation	Variance	Count
1	I know how to effectively intervene as an active bystander in a situation that has potential for sexual assault.	1.00	3.00	1.56	0.86	0.75	104

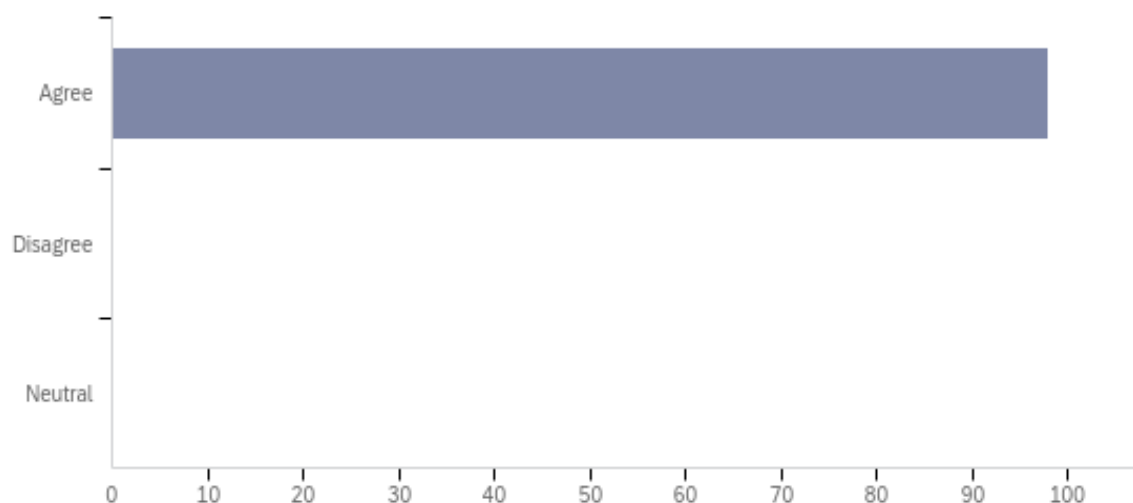
#	Answer	%	Count
1	Agree	69.23%	72
2	Disagree	5.77%	6
3	Unsure	25.00%	26
	Total	100%	104

**Q18 - The Title IX Coordinator is responsible for (check all that apply):**



#	Answer	%	Count
1	Coordinating the College's response to all complaints of possible sex discrimination	26.65%	89
2	Monitoring outcomes of complaints of sex discrimination at Maria College	24.85%	83
3	Identifying and addressing patterns of discrimination	21.56%	72
4	Providing up-to-date training and resources to the College community regarding sex discrimination	26.95%	90
	Total	100%	334

**Q20 - It is important for Maria College students and employees to understand what constitutes sexual harassment, sexual misconduct, and sexual assault.**

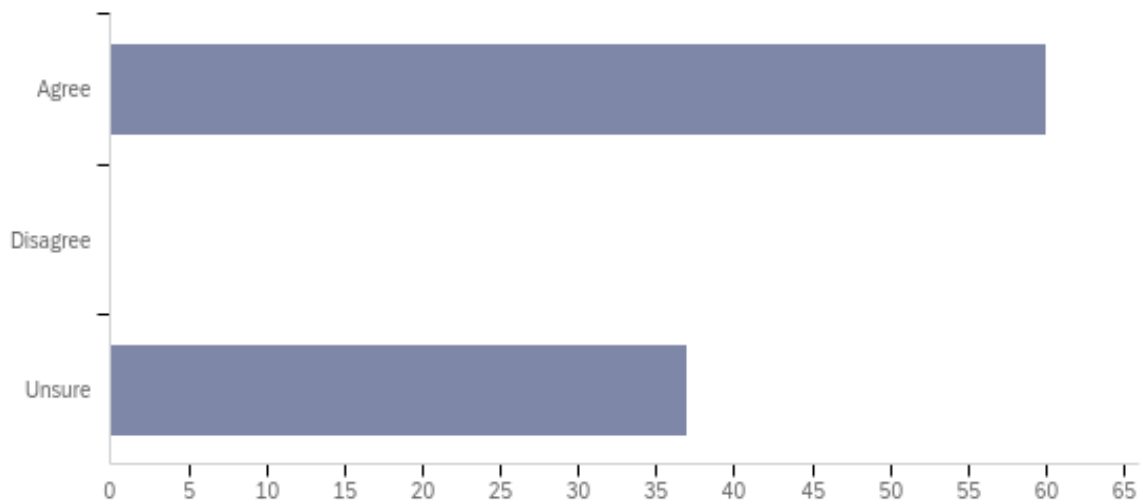


#	Field	Minimum	Maximum	Mean	Std Deviation	Variance	Count
1	It is important for Maria College students and employees to understand what constitutes sexual harassment, sexual misconduct, and sexual assault.	1.00	1.00	1.00	0.00	0.00	98

#	Answer	%	Count
1	Agree	100.00%	98
2	Disagree	0.00%	0
3	Neutral	0.00%	0
	Total	100%	98



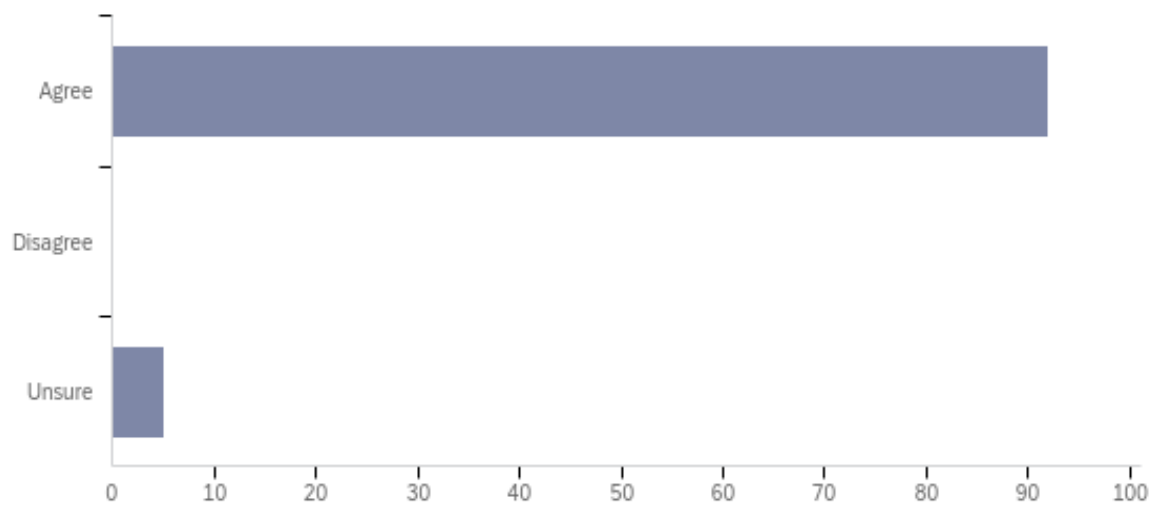
**Q21 - When incidents of sexual harassment, sexual misconduct, and sexual assault are reported to Maria College administration, the College responds effectively.**



#	Field	Minimum	Maximum	Mean	Std Deviation	Variance	Count
1	When incidents of sexual harassment, sexual misconduct, and sexual assault are reported to Maria College administration, the College responds effectively.	1.00	3.00	1.76	0.97	0.94	97

#	Answer	%	Count
1	Agree	61.86%	60
2	Disagree	0.00%	0
3	Unsure	38.14%	37
	Total	100%	97

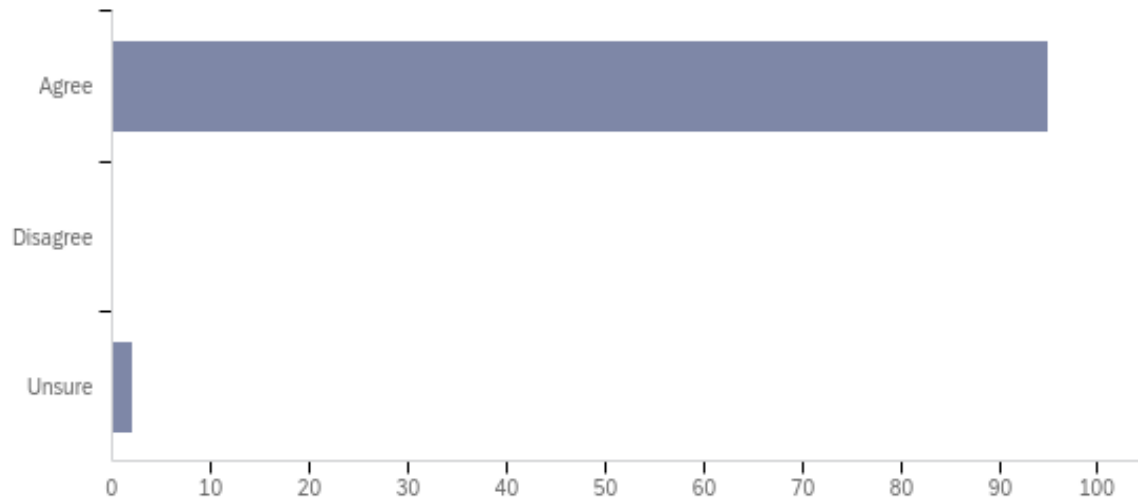
**Q22 - Maria College seeks to protect students from sexual harassment in the Maria College community.**



#	Field	Minimum	Maximum	Mean	Std Deviation	Variance	Count
1	Maria College seeks to protect students from sexual harassment in the Maria College community.	1.00	3.00	1.10	0.44	0.20	97

#	Answer	%	Count
1	Agree	94.85%	92
2	Disagree	0.00%	0
3	Unsure	5.15%	5
	Total	100%	97

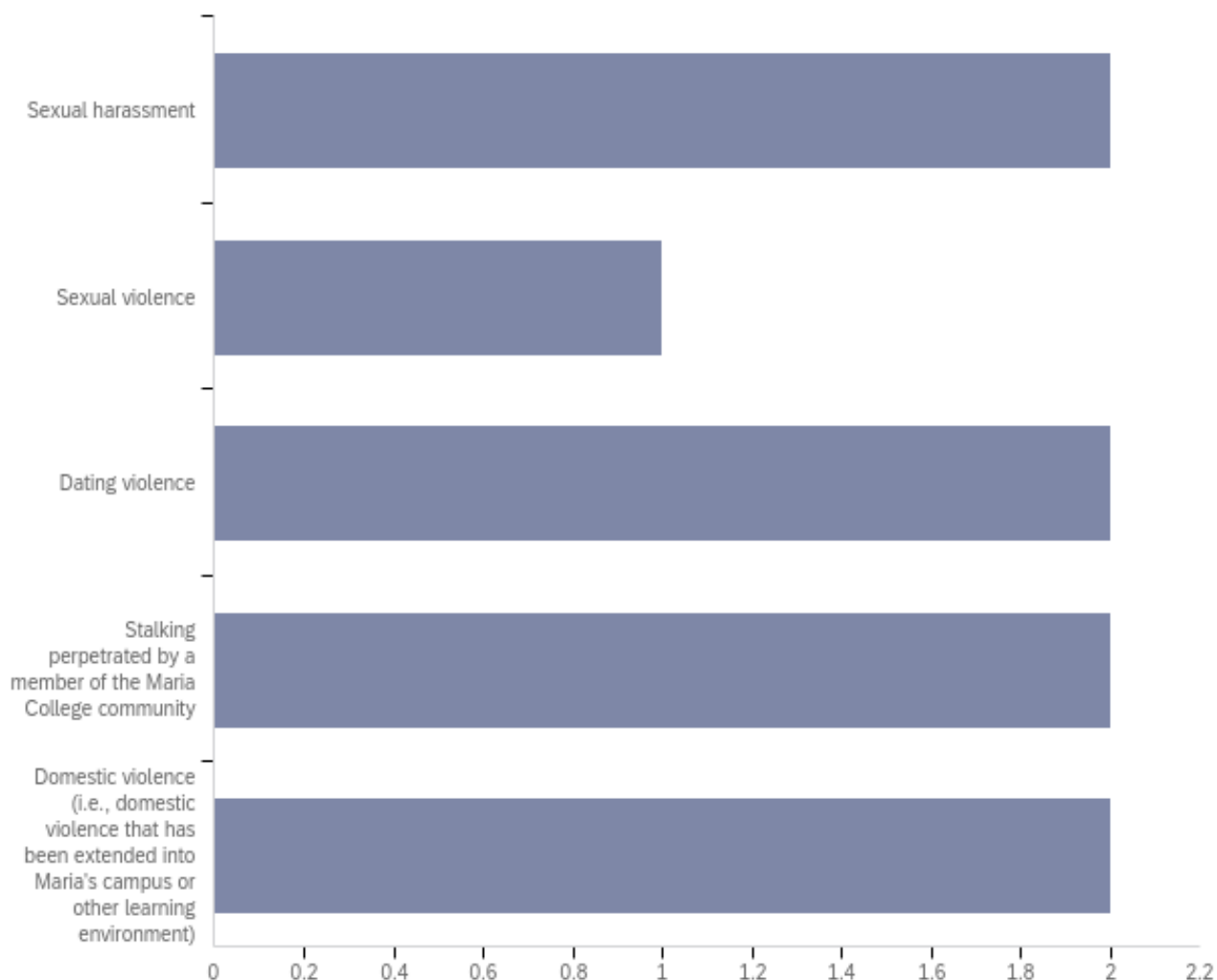
**Q23 - Sexual misconduct and sexual assault are not tolerated in the Maria College community.**



#	Field	Minimum	Maximum	Mean	Std Deviation	Variance	Count
1	Sexual misconduct and sexual assault are not tolerated in the Maria College community.	1.00	3.00	1.04	0.28	0.08	97

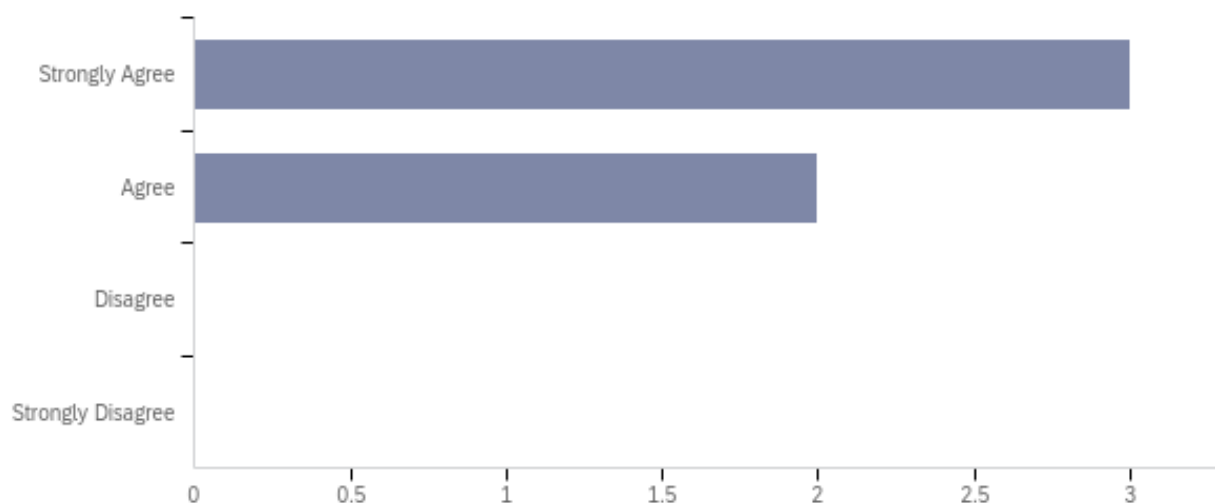
#	Answer	%	Count
1	Agree	97.94%	95
2	Disagree	0.00%	0
3	Unsure	2.06%	2
	Total	100%	97

**Q24 - As a member of the Maria Community, please indicate whether or not you know a Maria College employee or student who has been a victim/survivor of any of the following on campus or in any of the College's learning environments within the past year.**



#	Answer	%	Count
1	Sexual harassment	22.22%	2
2	Sexual violence	11.11%	1
3	Dating violence	22.22%	2
4	Stalking perpetrated by a member of the Maria College community	22.22%	2
5	Domestic violence (i.e., domestic violence that has been extended into Maria's campus or other learning environment)	22.22%	2
	Total	100%	9

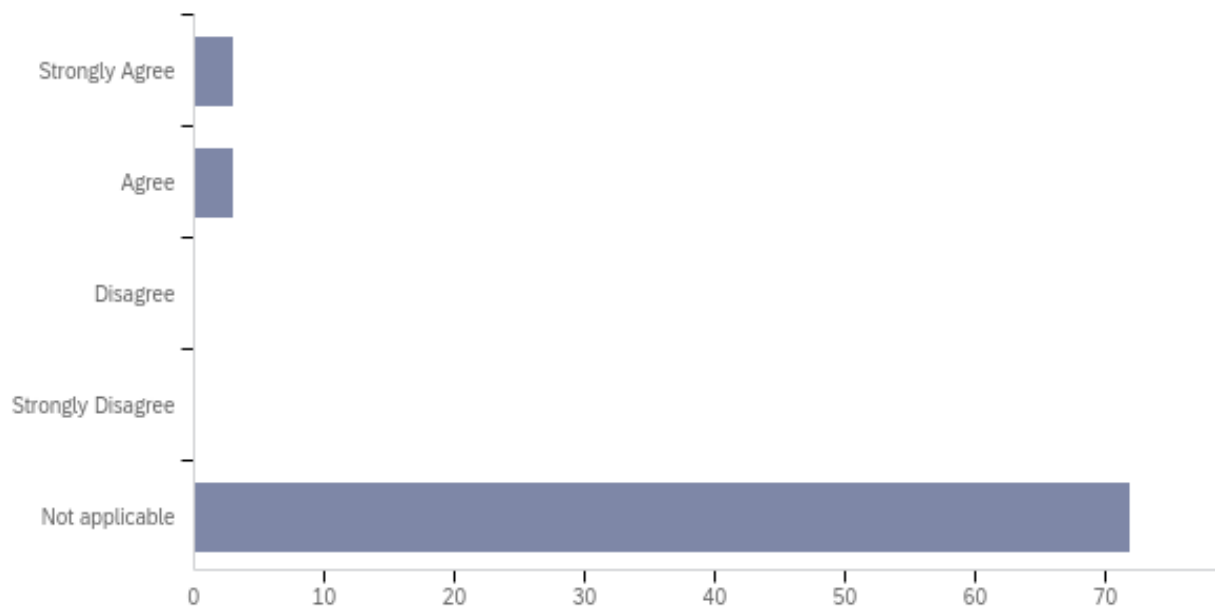
**Q28 - The person to whom I reported the incident was knowledgeable about how to respond to a report of sexual misconduct.**



#	Field	Minimum	Maximum	Mean	Std Deviation	Variance	Count
1	The person to whom I reported the incident was knowledgeable about how to respond to a report of sexual misconduct.	1.00	2.00	1.40	0.49	0.24	5

#	Answer	%	Count
1	Strongly Agree	60.00%	3
2	Agree	40.00%	2
3	Disagree	0.00%	0
4	Strongly Disagree	0.00%	0
	Total	100%	5

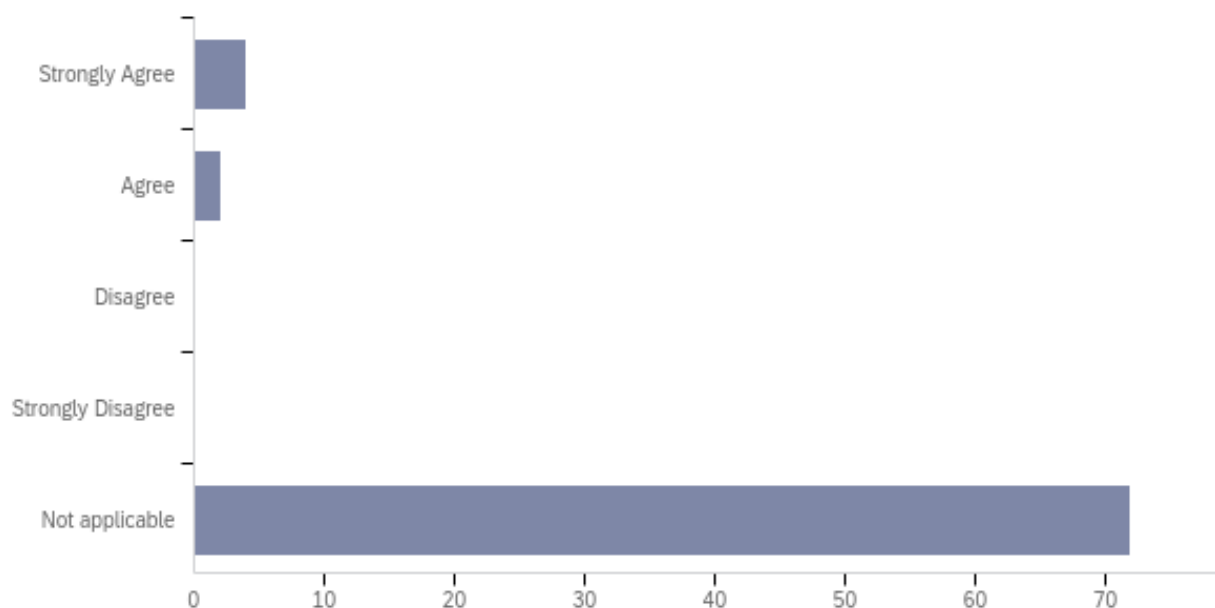
**Q29 - The person to whom I reported the incident was compassionate and respectful.**



#	Field	Minimum	Maximum	Mean	Std Deviation	Variance	Count
1	The person to whom I reported the incident was compassionate and respectful.	1.00	5.00	4.73	0.94	0.89	78

#	Answer	%	Count
1	Strongly Agree	3.85%	3
2	Agree	3.85%	3
3	Disagree	0.00%	0
4	Strongly Disagree	0.00%	0
5	Not applicable	92.31%	72
	Total	100%	78

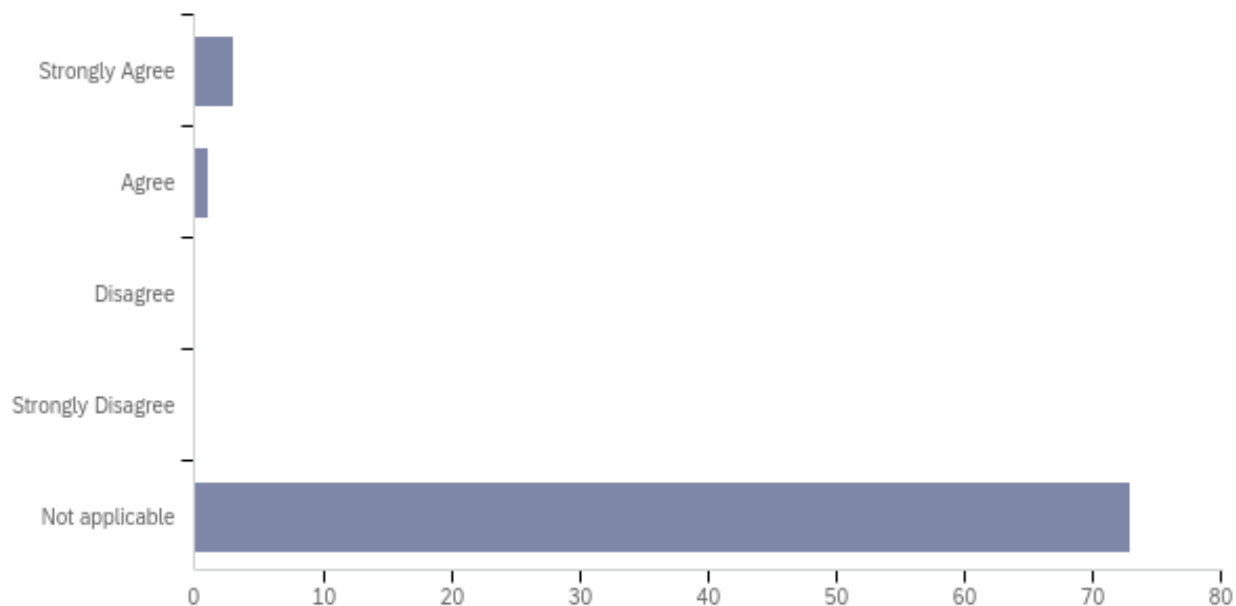
**Q30 - The person to whom I reported the incident helped me to find additional resources and support.**



#	Field	Minimum	Maximum	Mean	Std Deviation	Variance	Count
1	The person to whom I reported the incident helped me to find additional resources and support.	1.00	5.00	4.72	0.99	0.97	78

#	Answer	%	Count
1	Strongly Agree	5.13%	4
2	Agree	2.56%	2
3	Disagree	0.00%	0
4	Strongly Disagree	0.00%	0
5	Not applicable	92.31%	72
	Total	100%	78

**Q31 - I felt better after reporting the experience(s) to the College official.**

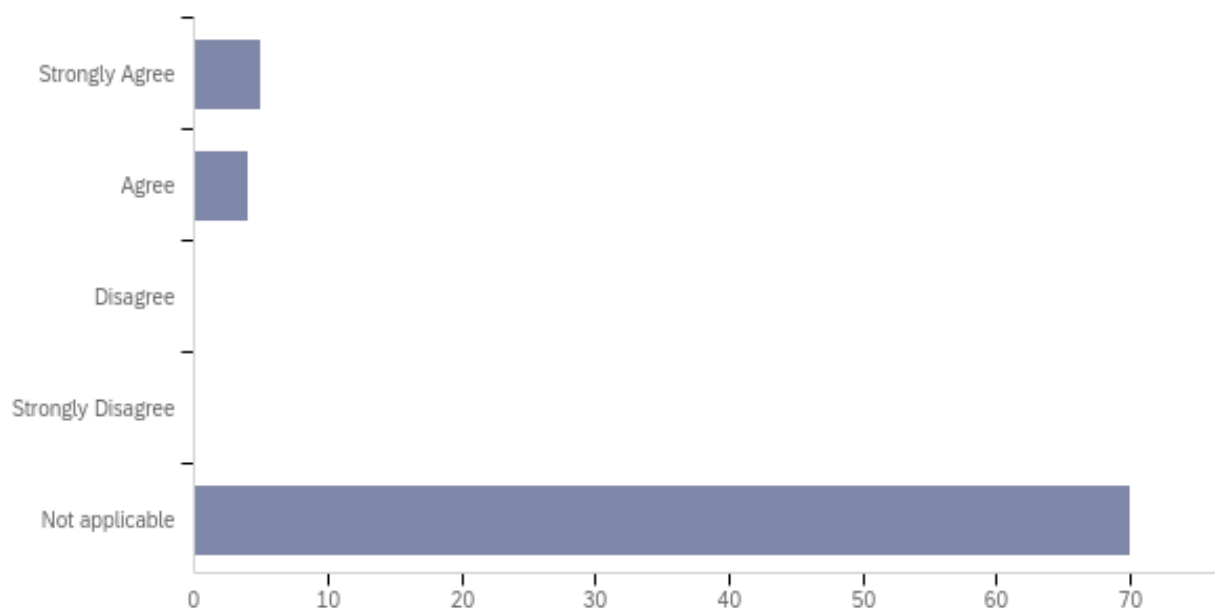


#	Field	Minimum	Maximum	Mean	Std Deviation	Variance	Count
1	I felt better after reporting the experience(s) to the College official.	1.00	5.00	4.81	0.84	0.70	77

#	Answer	%	Count
1	Strongly Agree	3.90%	3
2	Agree	1.30%	1
3	Disagree	0.00%	0
4	Strongly Disagree	0.00%	0
5	Not applicable	94.81%	73
	Total	100%	77



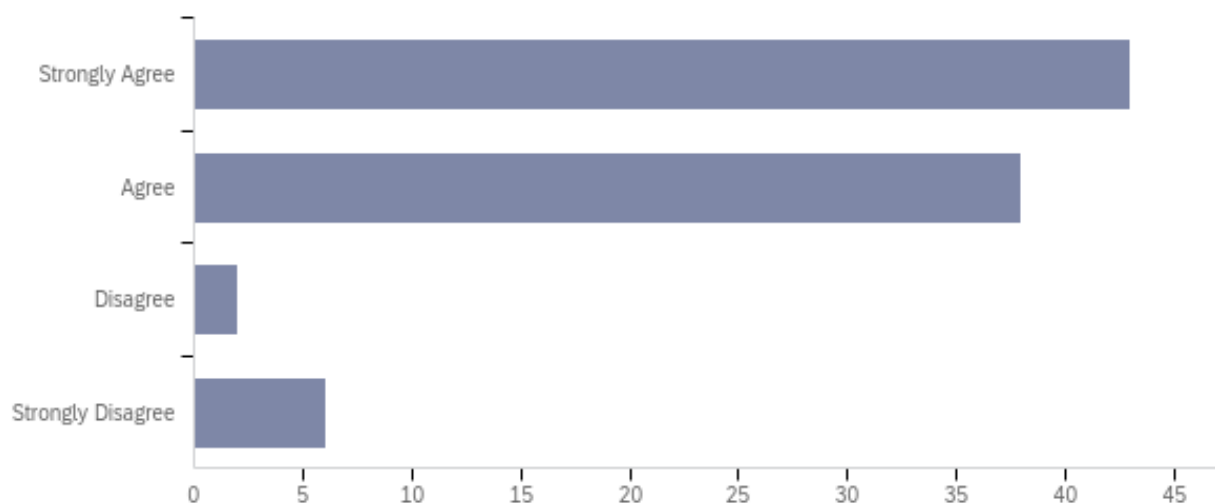
**Q32 - I would advise others to report similar experiences to a College official as a result of this interaction.**



#	Field	Minimum	Maximum	Mean	Std Deviation	Variance	Count
1	I would advise others to report similar experiences to a College official as a result of this interaction.	1.00	5.00	4.59	1.14	1.30	79

#	Answer	%	Count
1	Strongly Agree	6.33%	5
2	Agree	5.06%	4
3	Disagree	0.00%	0
4	Strongly Disagree	0.00%	0
5	Not applicable	88.61%	70
	Total	100%	79

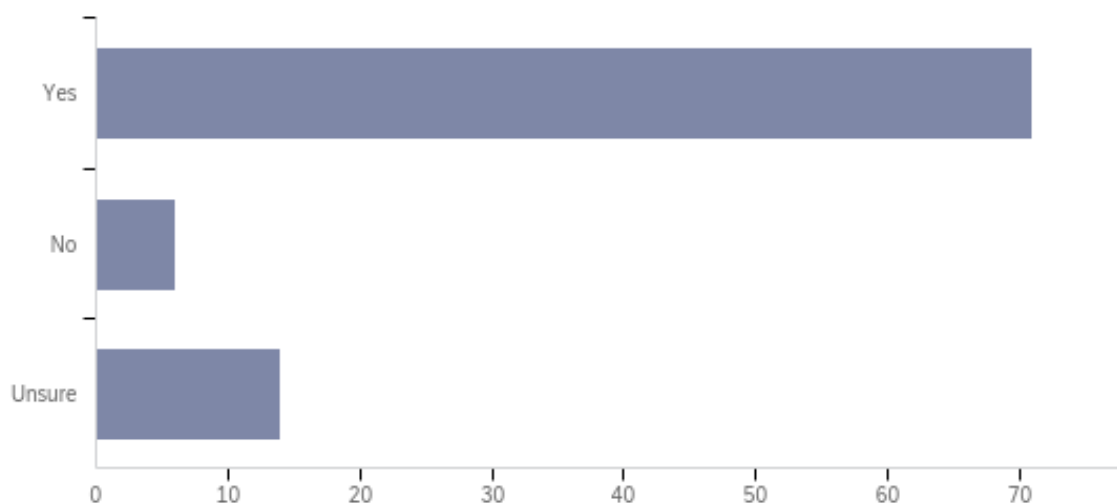
**Q33 - If I were to experience and/or report sexual harassment or sexual misconduct at Maria College, I understand my rights as a student or employee of the College.**



#	Field	Minimum	Maximum	Mean	Std Deviation	Variance	Count
1	If I were to experience and/or report sexual harassment or sexual misconduct at Maria College, I understand my rights as a student or employee of the College.	1.00	4.00	1.67	0.82	0.67	89

#	Answer	%	Count
1	Strongly Agree	48.31%	43
2	Agree	42.70%	38
3	Disagree	2.25%	2
4	Strongly Disagree	6.74%	6
	Total	100%	89

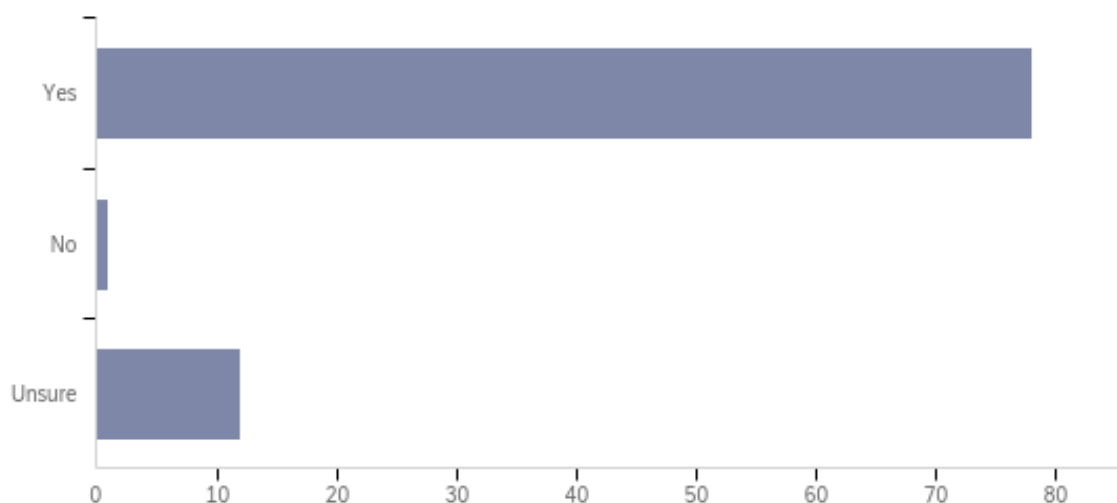
**Q34 - I have been informed of the process Maria College follows to respond to and address reports of sexual harassment and sexual misconduct and know where it is published if I want to review it.**



#	Field	Minimum	Maximum	Mean	Std Deviation	Variance	Count
1	I have been informed of the process Maria College follows to respond to and address reports of sexual harassment and sexual misconduct and know where it is published if I want to review it.	1.00	3.00	1.37	0.74	0.54	91

#	Answer	%	Count
1	Yes	78.02%	71
2	No	6.59%	6
3	Unsure	15.38%	14
	Total	100%	91

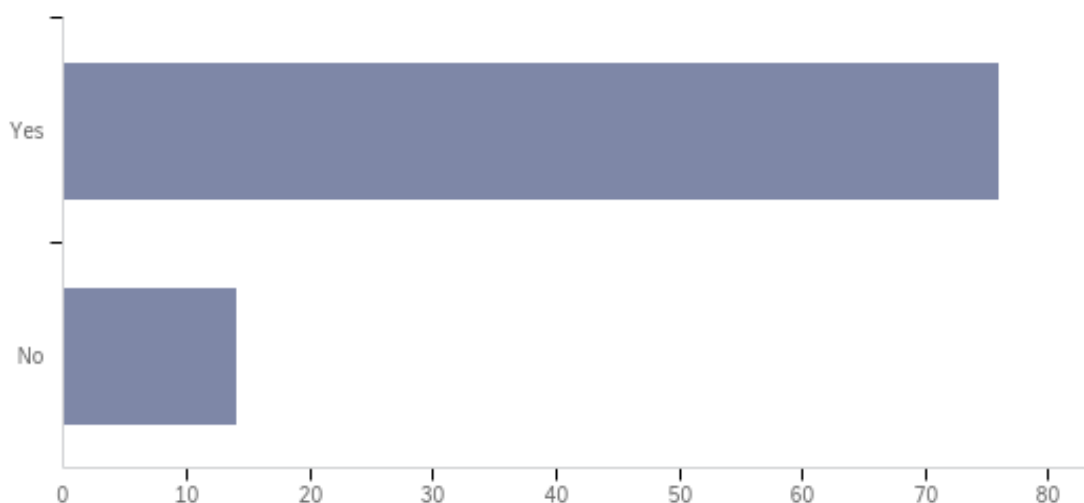
**Q35 - Maria College's policies and procedures regarding sexual harassment, sexual misconduct, and sexual assault are clear.**



#	Field	Minimum	Maximum	Mean	Std Deviation	Variance	Count
1	Maria College's policies and procedures regarding sexual harassment, sexual misconduct, and sexual assault are clear.	1.00	3.00	1.27	0.68	0.46	91

#	Answer	%	Count
1	Yes	85.71%	78
2	No	1.10%	1
3	Unsure	13.19%	12
	Total	100%	91

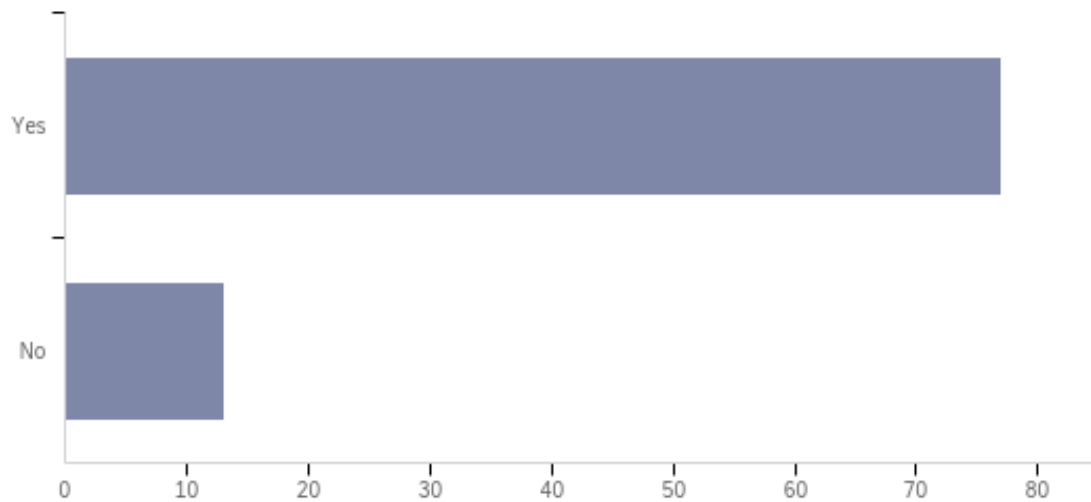
**Q36 - I know where to turn for on-campus resources if I or a Maria student or employee I know were to experience sexual violence, dating violence, domestic violence and stalking.**



#	Field	Minimum	Maximum	Mean	Std Deviation	Variance	Count
1	I know where to turn for on-campus resources if I or a Maria student or employee I know were to experience sexual violence, dating violence, domestic violence and stalking.	1.00	2.00	1.16	0.36	0.13	90

#	Answer	%	Count
1	Yes	84.44%	76
2	No	15.56%	14
	Total	100%	90

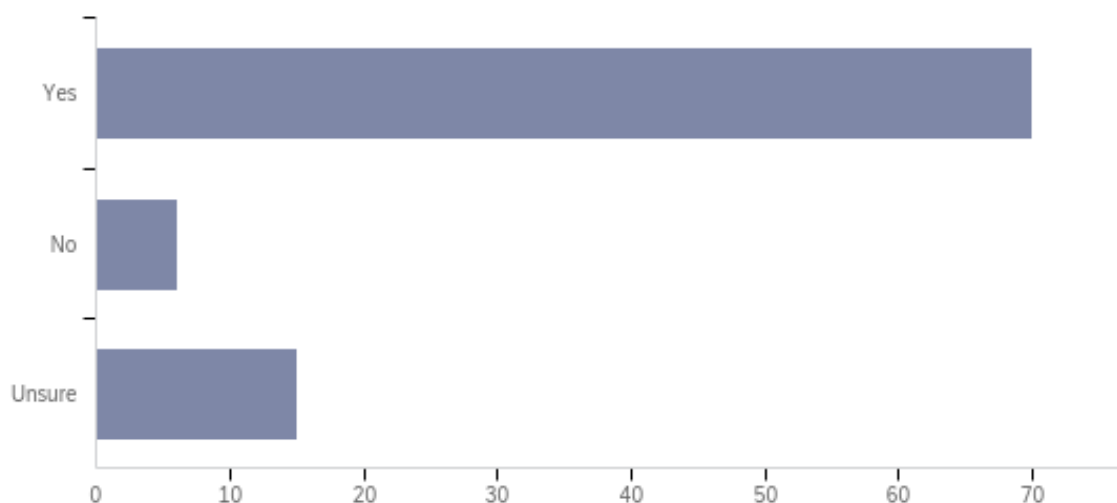
**Q37 - I know where to turn for off-campus (community-based) resources if I or a Maria student or employee I know were to experience sexual violence, dating violence, domestic violence and stalking.**



#	Field	Minimum	Maximum	Mean	Std Deviation	Variance	Count
1	I know where to turn for off-campus (community-based) resources if I or a Maria student or employee I know were to experience sexual violence, dating violence, domestic violence and stalking.	1.00	2.00	1.14	0.35	0.12	90

#	Answer	%	Count
1	Yes	85.56%	77
2	No	14.44%	13
	Total	100%	90

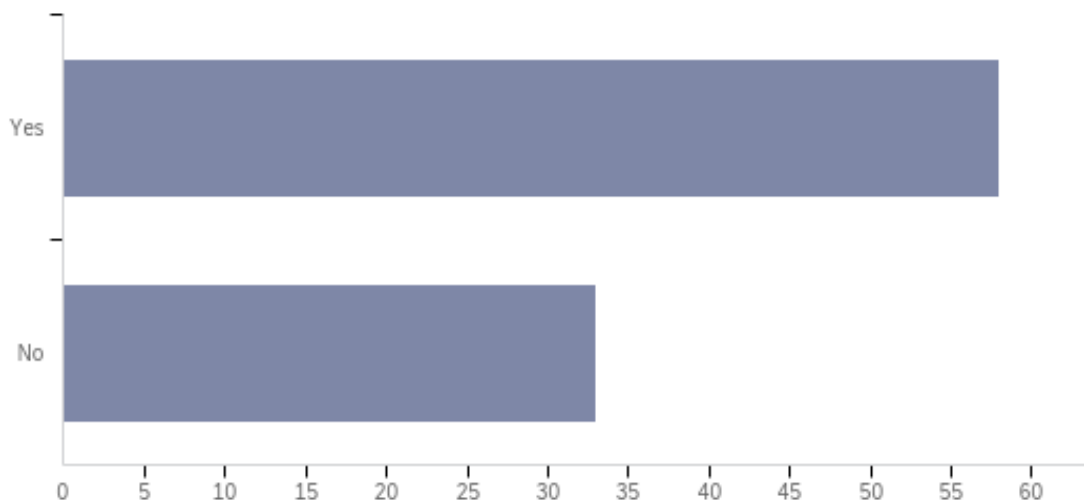
**Q38 - I have enough information to help a Maria College employee or student who has been sexually assaulted or harassed to find appropriate resources.**



#	Field	Minimum	Maximum	Mean	Std Deviation	Variance	Count
1	I have enough information to help a Maria College employee or student who has been sexually assaulted or harassed to find appropriate resources.	1.00	3.00	1.40	0.75	0.57	91

#	Answer	%	Count
1	Yes	76.92%	70
2	No	6.59%	6
3	Unsure	16.48%	15
	Total	100%	91

### Q39 - I know who serves as the Title IX Coordinator at Maria College

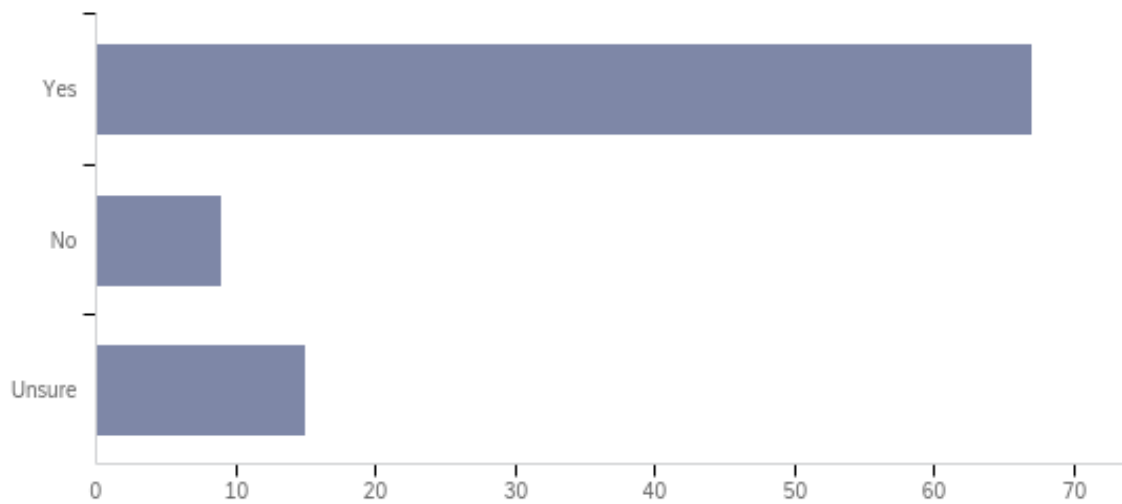


#	Field	Minimum	Maximum	Mean	Std Deviation	Variance	Count
1	I know who serves as the Title IX Coordinator at Maria College	1.00	2.00	1.36	0.48	0.23	91

#	Answer	%	Count
1	Yes	63.74%	58
2	No	36.26%	33
	Total	100%	91



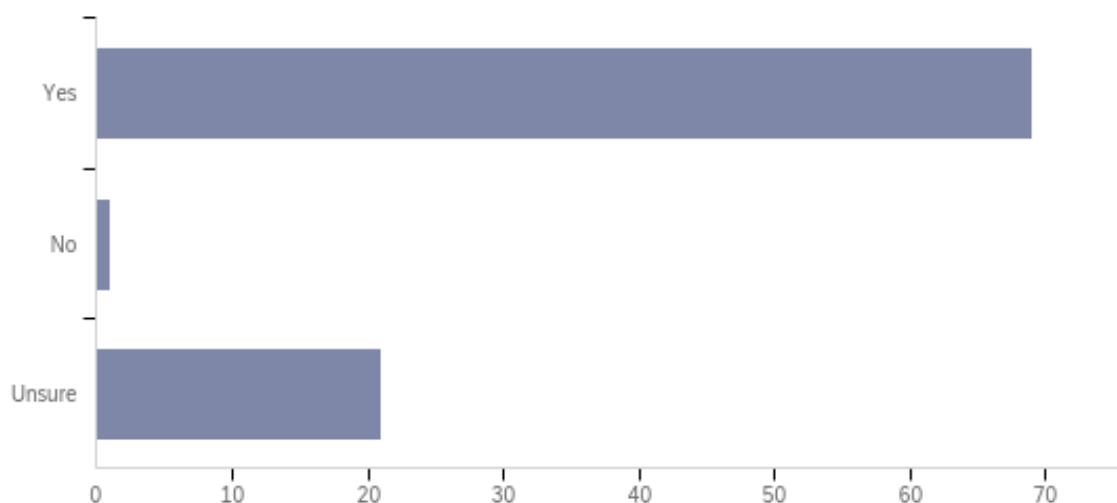
**Q40 - I know what process I can follow to file a criminal complaint involving sexual harassment, sexual misconduct, and/or sexual assault with law enforcement.**



#	Field	Minimum	Maximum	Mean	Std Deviation	Variance	Count
1	I know what process I can follow to file a criminal complaint involving sexual harassment, sexual misconduct, and/or sexual assault with law enforcement.	1.00	3.00	1.43	0.76	0.57	91

#	Answer	%	Count
1	Yes	73.63%	67
2	No	9.89%	9
3	Unsure	16.48%	15
	Total	100%	91

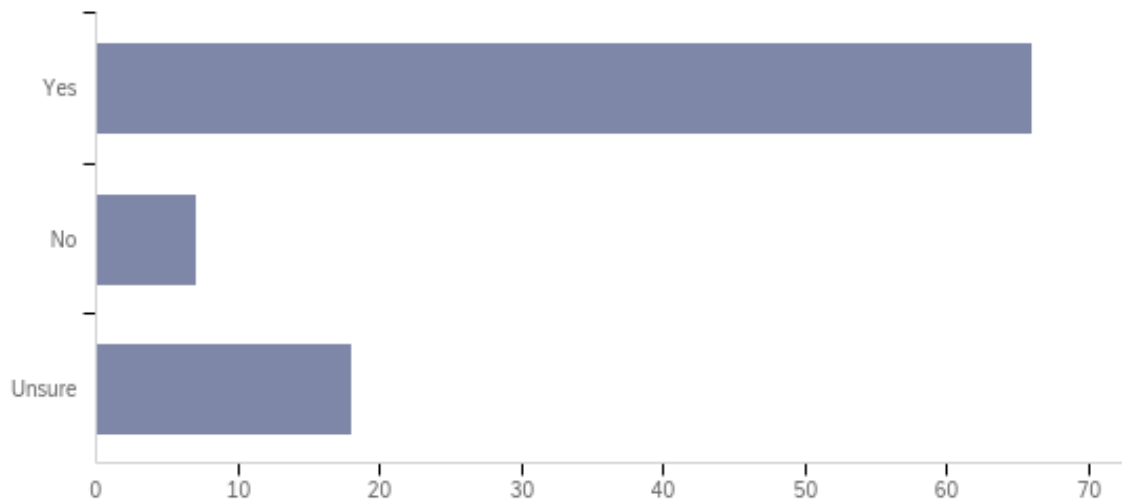
**Q41 - Is it permissible for complainants involved in cases of sexual misconduct to file a criminal complaint with law enforcement simultaneously with pursuing the College's conduct process?**



#	Field	Minimum	Maximum	Mean	Std Deviation	Variance	Count
1	Is it permissible for complainants involved in cases of sexual misconduct to file a criminal complaint with law enforcement simultaneously with pursuing the College's conduct process?	1.00	3.00	1.47	0.84	0.71	91

#	Answer	%	Count
1	Yes	75.82%	69
2	No	1.10%	1
3	Unsure	23.08%	21
	Total	100%	91

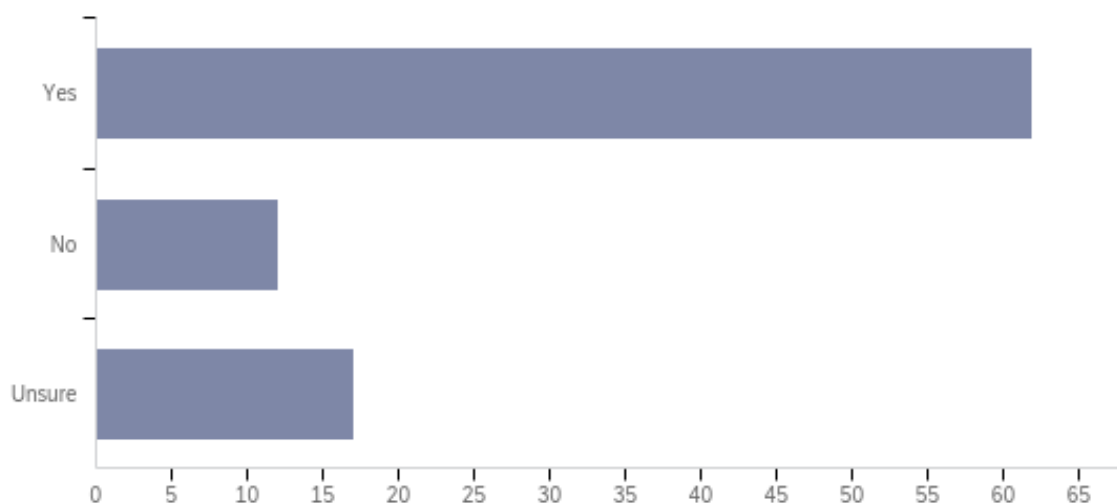
**Q42 - I have been informed of the process for reporting instances of sexual harassment, sexual misconduct, and sexual assault to Maria College's Administration, and know where it is published if I want to review it.**



#	Field	Minimum	Maximum	Mean	Std Deviation	Variance	Count
1	I have been informed of the process for reporting instances of sexual harassment, sexual misconduct, and sexual assault to Maria College's Administration, and know where it is published if I want to review it.	1.00	3.00	1.47	0.80	0.64	91

#	Answer	%	Count
1	Yes	72.53%	66
2	No	7.69%	7
3	Unsure	19.78%	18
	Total	100%	91

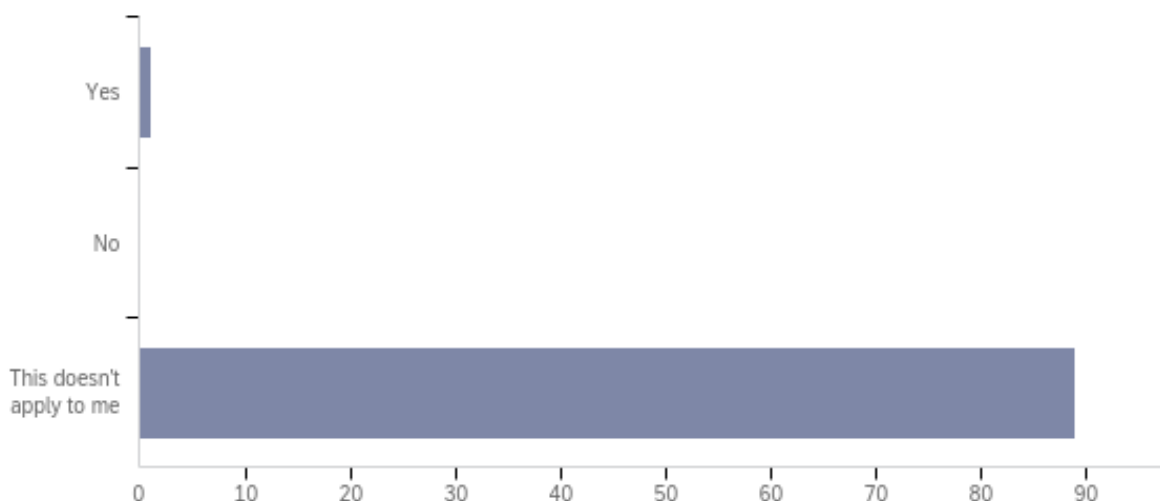
**Q43 - I know how to anonymously report instances of sexual harassment, sexual misconduct, and sexual assault to Maria College.**



#	Field	Minimum	Maximum	Mean	Std Deviation	Variance	Count
1	I know how to anonymously report instances of sexual harassment, sexual misconduct, and sexual assault to Maria College.	1.00	3.00	1.51	0.79	0.62	91

#	Answer	%	Count
1	Yes	68.13%	62
2	No	13.19%	12
3	Unsure	18.68%	17
	Total	100%	91

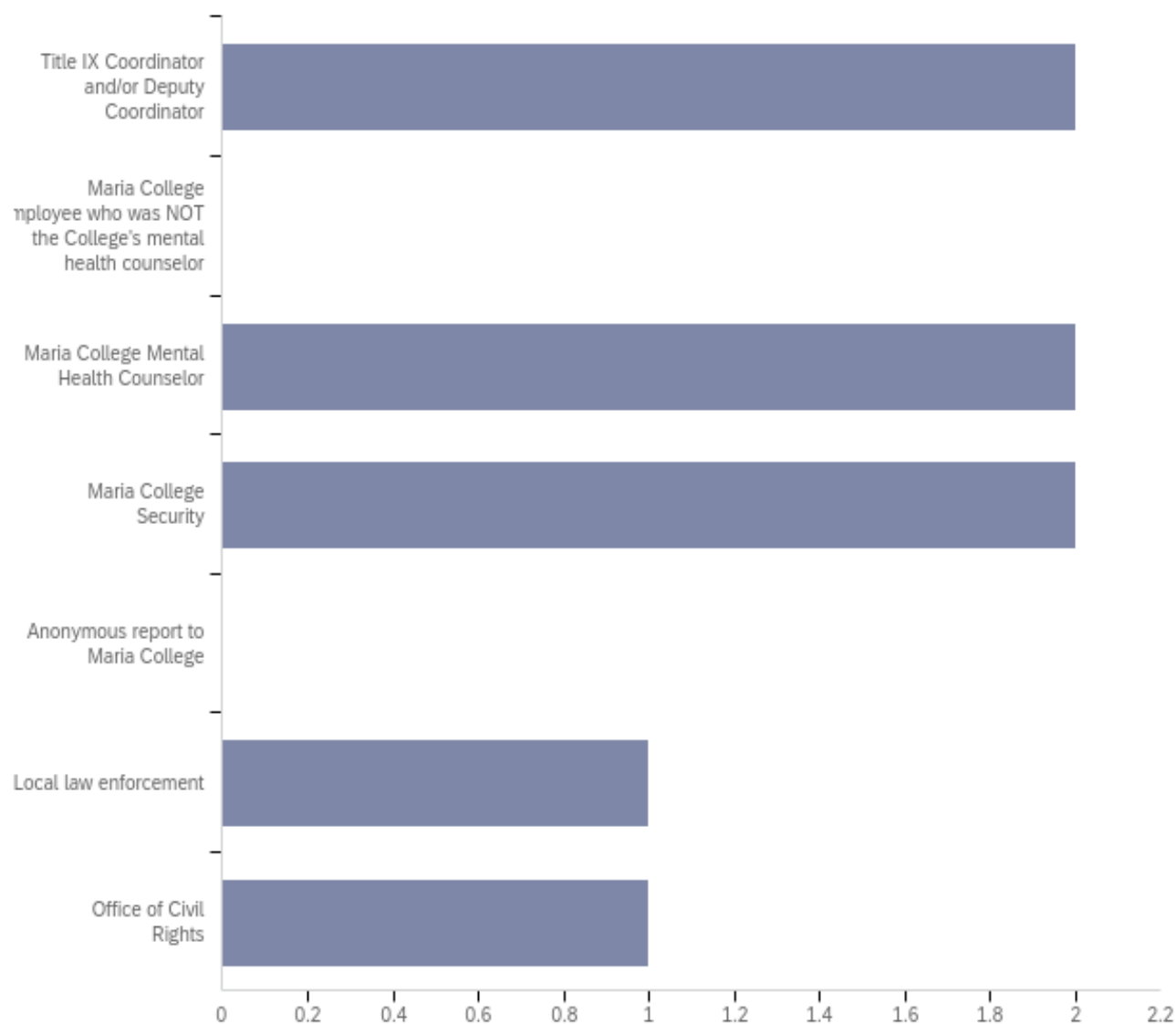
**Q44 - If you personally experienced sexual misconduct (i.e, sexual harassment, dating violence, domestic violence, stalking, or sexual assault) at Maria College within the last year, did you report it?**



#	Field	Minimum	Maximum	Mean	Std Deviation	Variance	Count
1	If you personally experienced sexual misconduct (i.e, sexual harassment, dating violence, domestic violence, stalking, or sexual assault) at Maria College within the last year, did you report it?	1.00	3.00	2.98	0.21	0.04	90

#	Answer	%	Count
1	Yes	1.11%	1
2	No	0.00%	0
3	This doesn't apply to me	98.89%	89
	Total	100%	90

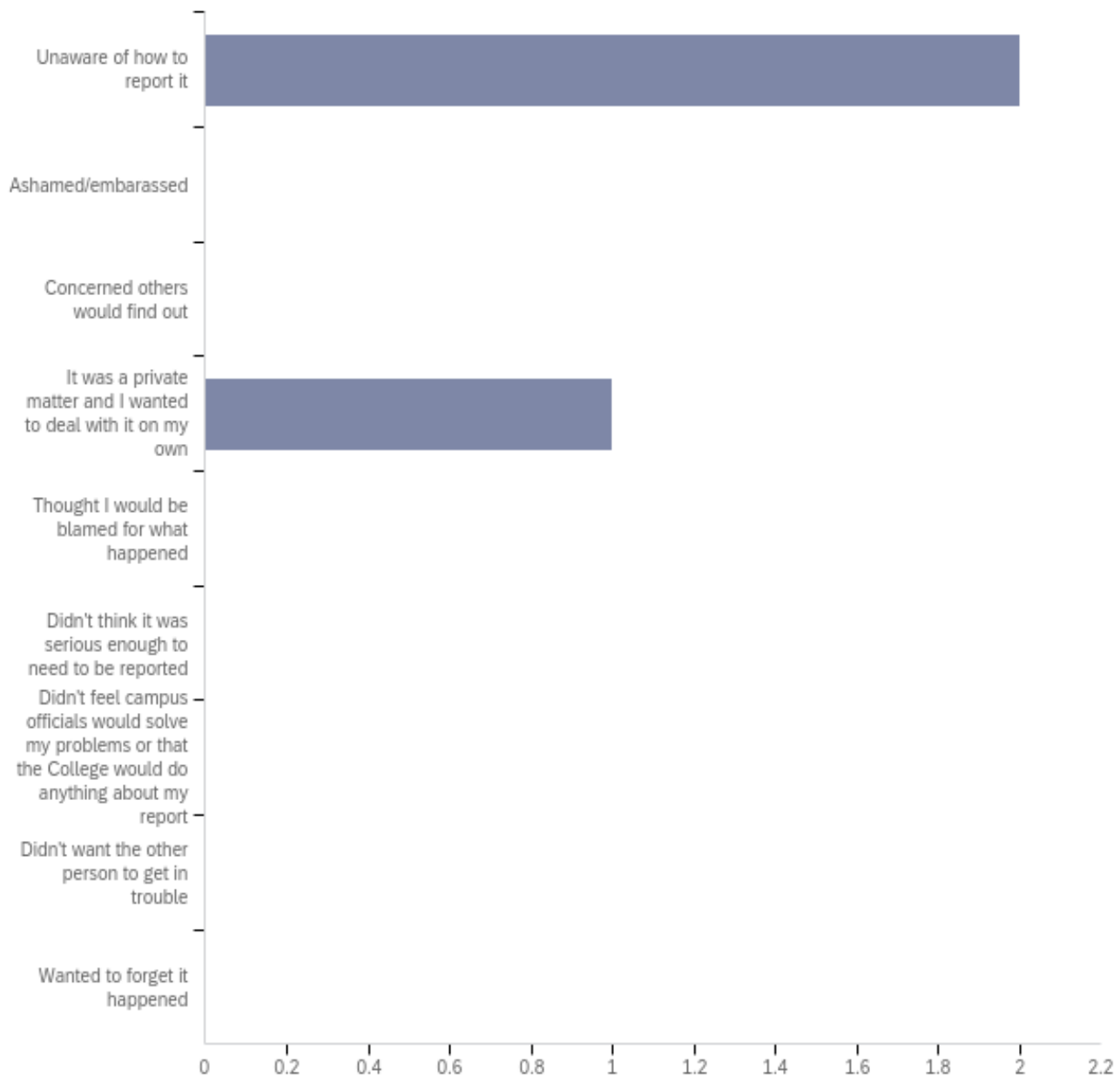
**Q45 - If you answered "yes" to the previous question, who did you report it to? (Check all that apply)**



#	Answer	%	Count
1	Title IX Coordinator and/or Deputy Coordinator	25.00%	2
2	Maria College employee who was NOT the College's mental health counselor	0.00%	0
3	Maria College Mental Health Counselor	25.00%	2
4	Maria College Security	25.00%	2
5	Anonymous report to Maria College	0.00%	0

6	Local law enforcement	12.50%	1
7	Office of Civil Rights	12.50%	1
	Total	100%	8

**Q46 - If you answered "no" to the previous question (#44), why did you not report it to? (Check all that apply)**

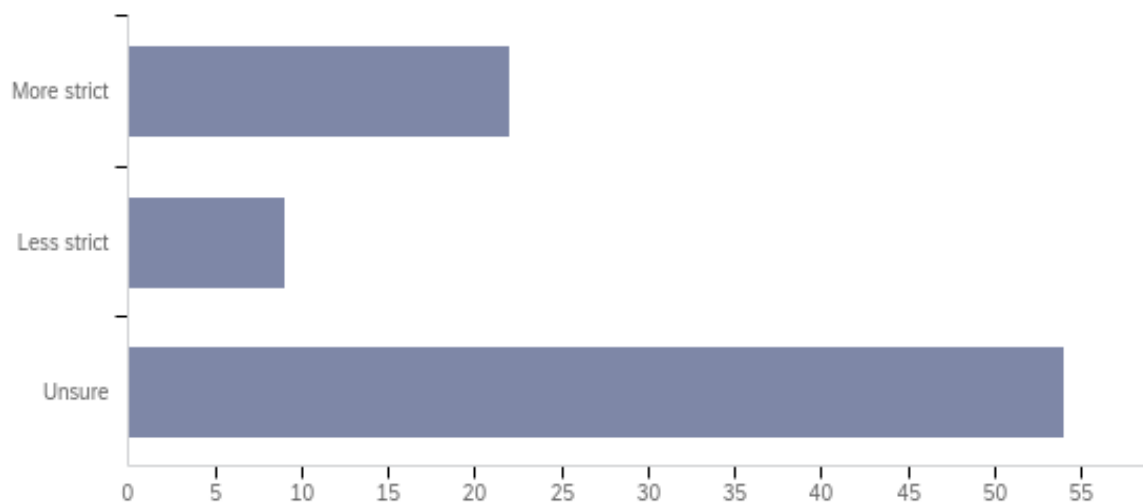


#	Answer	%	Count
1	Unaware of how to report it	66.67%	2
2	Ashamed/embarassed	0.00%	0
3	Concerned others would find out	0.00%	0
4	It was a private matter and I wanted to deal with it on my own	33.33%	1



5	Thought I would be blamed for what happened	0.00%	0
6	Didn't think it was serious enough to need to be reported	0.00%	0
7	Didn't feel campus officials would solve my problems or that the College would do anything about my report	0.00%	0
8	Didn't want the other person to get in trouble	0.00%	0
9	Wanted to forget it happened	0.00%	0
	Total	100%	3

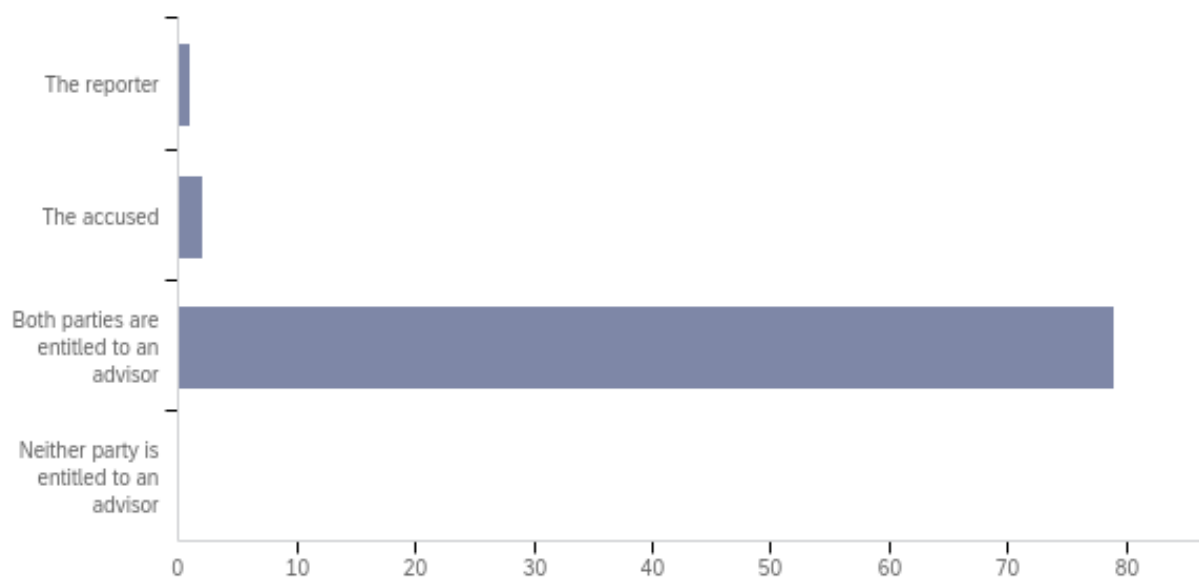
**Q48 - The College uses the preponderance of evidence standard in evaluating findings and determining whether or not a sexual misconduct violation occurred. Compared to standard used by a public court of law to determine whether or not a criminal violation occurred, the preponderance of evidence standard is (select one):**



#	Field	Minimum	Maximum	Mean	Std Deviation	Variance	Count
1	The College uses the preponderance of evidence standard in evaluating findings and determining whether or not a sexual misconduct violation occurred. Compared to standard used by a public court of law to determine whether or not a criminal violation occurred, the preponderance of evidence standard is (select one):	1.00	3.00	2.38	0.87	0.75	85

#	Answer	%	Count
1	More strict	25.88%	22
2	Less strict	10.59%	9
3	Unsure	63.53%	54
	Total	100%	85

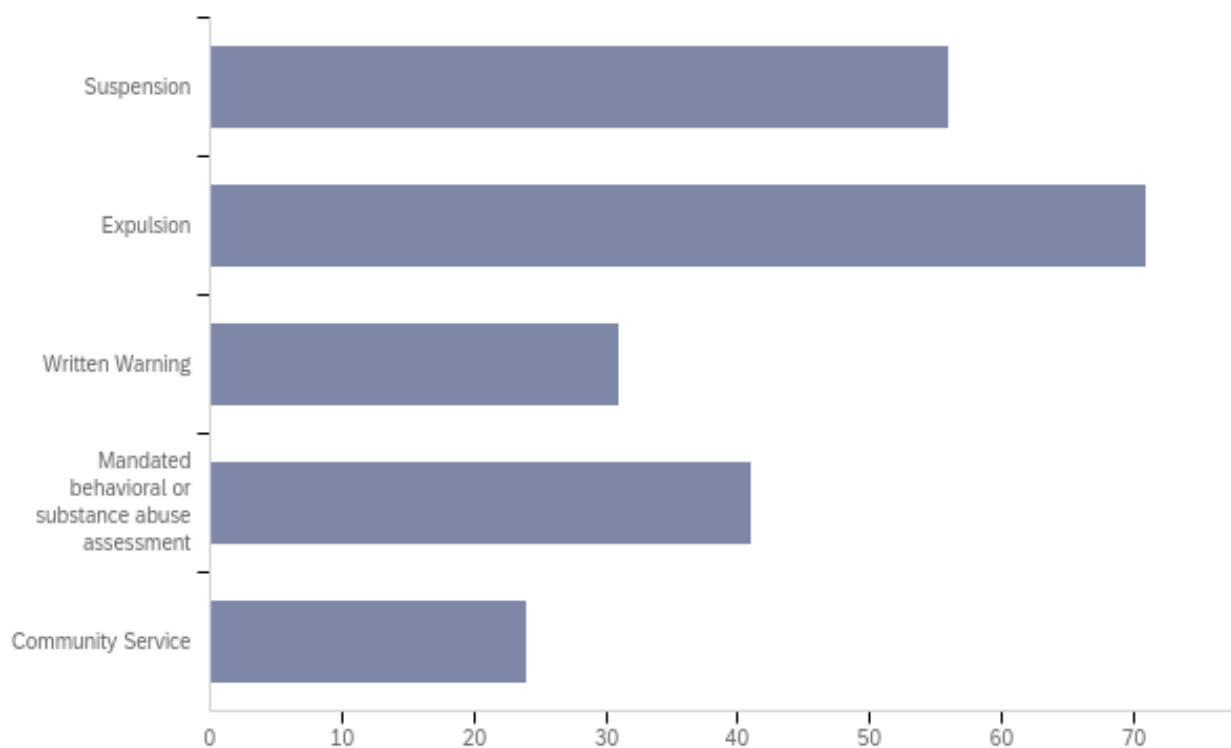
**Q49 - Which, if any, of the following parties are entitled to an advisor during a sexual misconduct investigation?**



#	Field	Minimum	Maximum	Mean	Std Deviation	Variance	Count
1	Which, if any, of the following parties are entitled to an advisor during a sexual misconduct investigation?	1.00	3.00	2.95	0.27	0.07	82

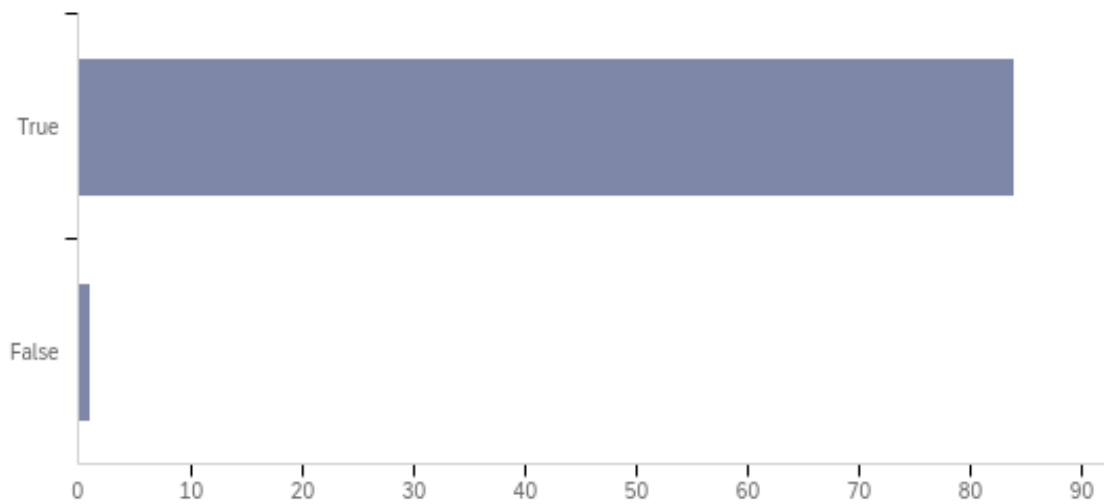
#	Answer	%	Count
1	The reporter	1.22%	1
2	The accused	2.44%	2
3	Both parties are entitled to an advisor	96.34%	79
4	Neither party is entitled to an advisor	0.00%	0
	Total	100%	82

**Q50 - As a result of the College's judiciary process, what are potential sanctions a student might experience if found responsible of sexual misconduct? Check all that apply:**



#	Answer	%	Count
1	Suspension	25.11%	56
2	Expulsion	31.84%	71
3	Written Warning	13.90%	31
4	Mandated behavioral or substance abuse assessment	18.39%	41
5	Community Service	10.76%	24
	Total	100%	223

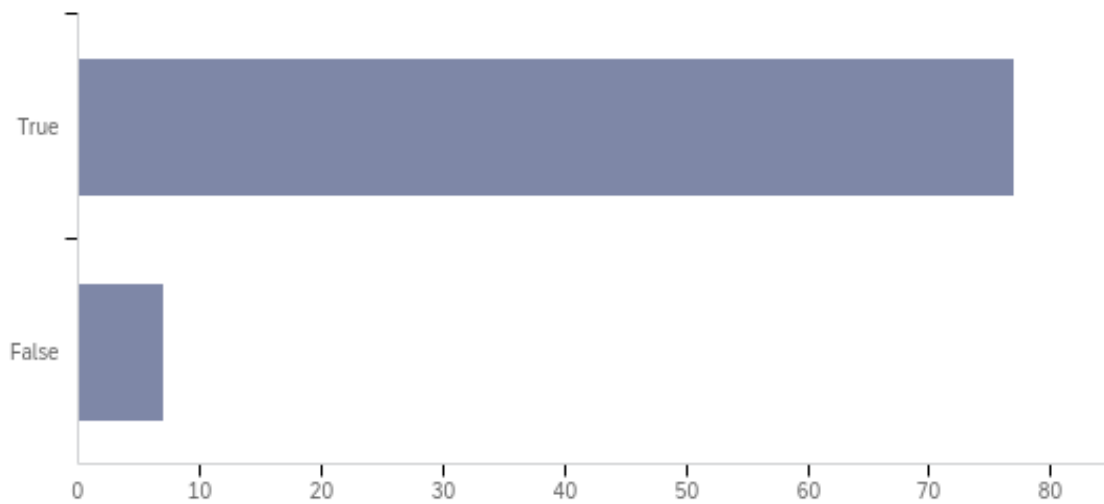
**Q51 - The potential penalties imposed by the public court of law on an individual who is found responsible for committing a violation of sexual assault could include fines or imprisonment.**



#	Field	Minimum	Maximum	Mean	Std Deviation	Variance	Count
1	The potential penalties imposed by the public court of law on an individual who is found responsible for committing a violation of sexual assault could include fines or imprisonment.	1.00	2.00	1.01	0.11	0.01	85

#	Answer	%	Count
1	True	98.82%	84
2	False	1.18%	1
	Total	100%	85

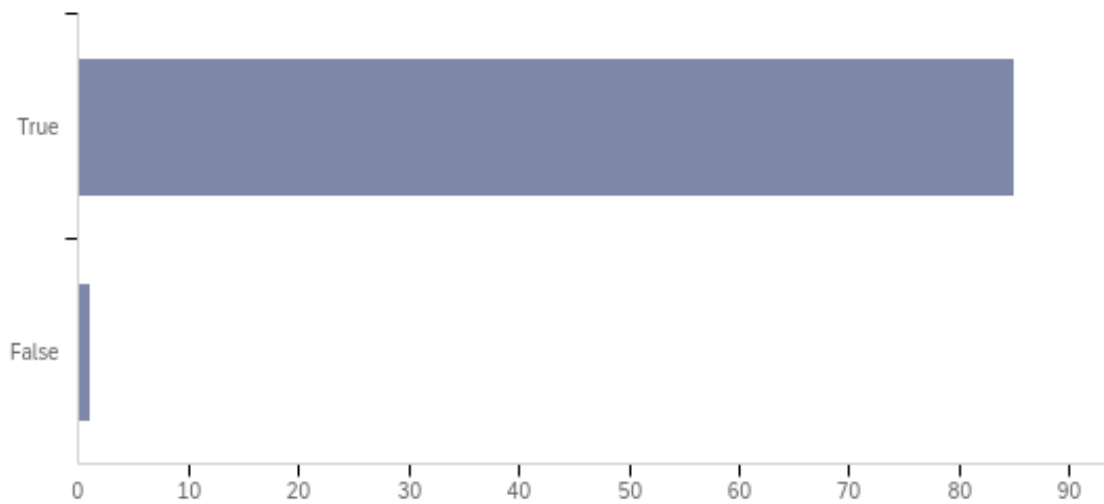
**Q52 - I am protected by the College's "Amnesty Policy" if I were to report an incident of sexual assault, even if I had, at the time of the assault, been under the influence of alcohol or drugs.**



#	Field	Minimum	Maximum	Mean	Std Deviation	Variance	Count
1	I am protected by the College's "Amnesty Policy" if I were to report an incident of sexual assault, even if I had, at the time of the assault, been under the influence of alcohol or drugs.	1.00	2.00	1.08	0.28	0.08	84

#	Answer	%	Count
1	True	91.67%	77
2	False	8.33%	7
	Total	100%	84

**Q53 - I believe the College would maintain the privacy of any person making a report of sexual misconduct to the degree possible within the bounds of the law.**

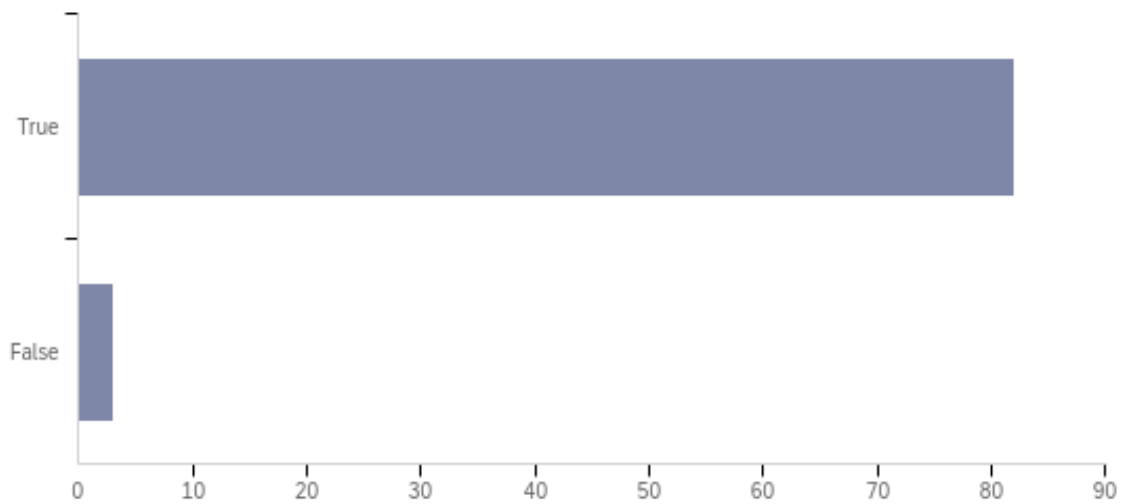


#	Field	Minimum	Maximum	Mean	Std Deviation	Variance	Count
1	I believe the College would maintain the privacy of any person making a report of sexual misconduct to the degree possible within the bounds of the law.	1.00	2.00	1.01	0.11	0.01	86

#	Answer	%	Count
1	True	98.84%	85
2	False	1.16%	1
	Total	100%	86



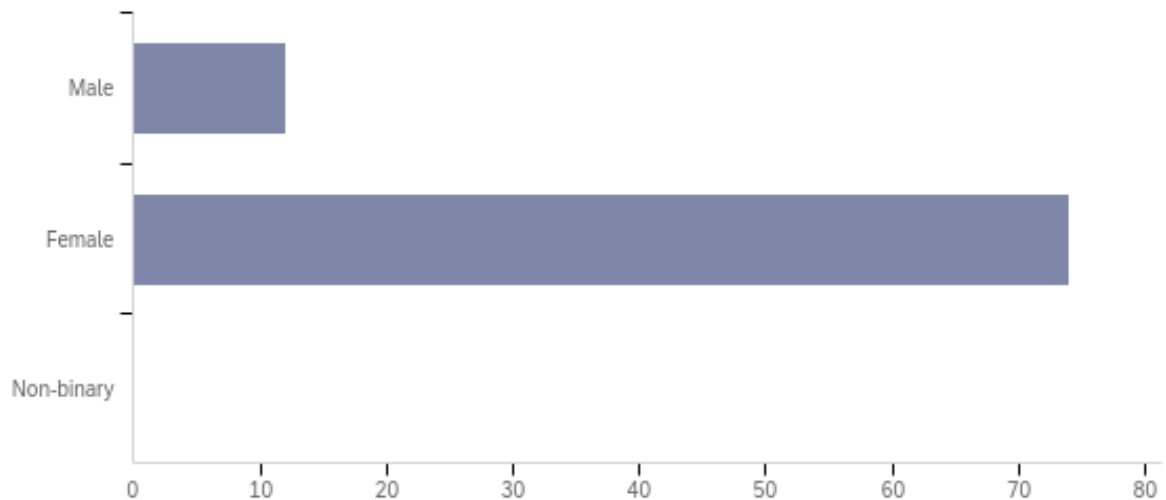
**Q54 - If requested by the complainant in a case of sexual misconduct, the College would forward the report to criminal investigators (for example, the police).**



#	Field	Minimum	Maximum	Mean	Std Deviation	Variance	Count
1	If requested by the complainant in a case of sexual misconduct, the College would forward the report to criminal investigators (for example, the police).	1.00	2.00	1.04	0.18	0.03	85

#	Answer	%	Count
1	True	96.47%	82
2	False	3.53%	3
	Total	100%	85

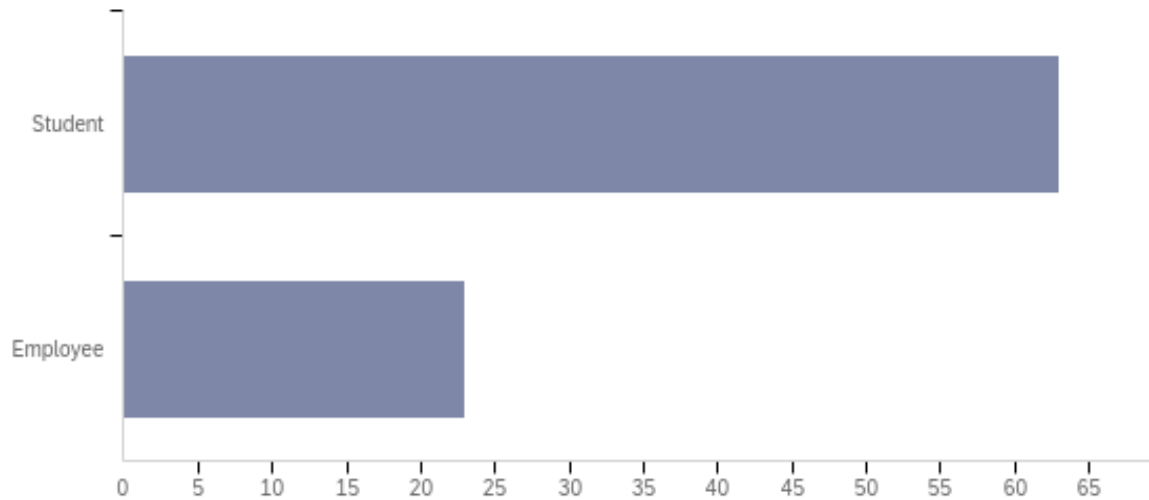
**Q56 - Please tell us about yourself. I am:**



#	Field	Minimum	Maximum	Mean	Std Deviation	Variance	Count
1	Please tell us about yourself. I am:	1.00	2.00	1.86	0.35	0.12	86

#	Answer	%	Count
1	Male	13.95%	12
2	Female	86.05%	74
3	Non-binary	0.00%	0
	Total	100%	86

**Q57 - My affiliation to Maria College is:**



#	Field	Minimum	Maximum	Mean	Std Deviation	Variance	Count
1	My affiliation to Maria College is:	1.00	2.00	1.27	0.44	0.20	86

#	Answer	%	Count
1	Student	73.26%	63
2	Employee	26.74%	23
	Total	100%	86