

2016

Graduate Placement

CAREER SERVICES

Maria College's Office of Career Services provides career advisement to students across disciplines and assists students with finding gainful employment post-graduation. In addition to career advisement, Career Services hosts career-development workshops on various topics, including, but not limited to Resume and Cover Letter Development, Career Fair Preparation, Successful Networking Tips, Navigating the Job Search, and Interview Preparation. Furthermore, students are encouraged to regularly utilize the College's subscribed employment database, College Central Network, which is routinely updated with opportunities from employers.

PLACEMENT

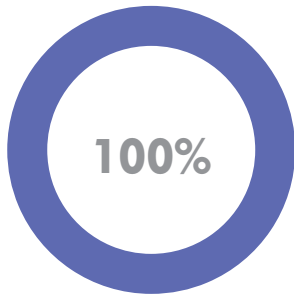
FOR THE

CLASS OF 2016

95%

Career Services tracks graduate placement rates one year post-graduation. A graduate is considered 'placed' if he or she finds employment in the industry and/or field that he or she graduated from, or enrolls in a program of higher education.

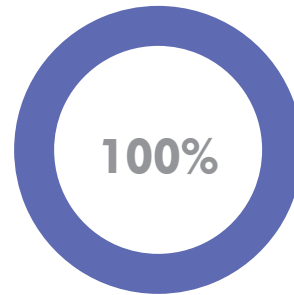
Based on graduate placement survey responses, the placement rate for Maria College's Class of 2016, six months post-graduation, is 95%. The job placement (employment) rate is 71.84%.



Bachelor of Science, Health and Occupational Sciences

Placement Rate: 100% (response rate 100%)

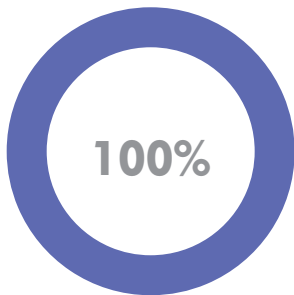
Employment Rate: 100%



Bachelor of Science, Nursing Degree Completion

Placement Rate: 100% (response rate 14%)

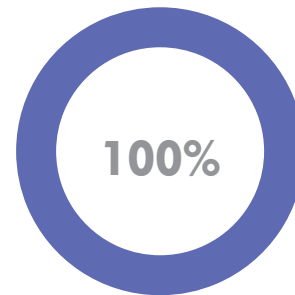
Employment Rate: 100%



Bachelor of Science, Psychology

Placement Rate: 100% (response rate 100%)

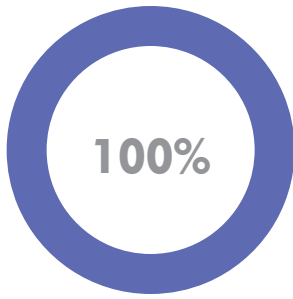
Employment Rate: 100%



Associate of Arts, Liberal Arts

Placement Rate: 100% (response rate 50%)

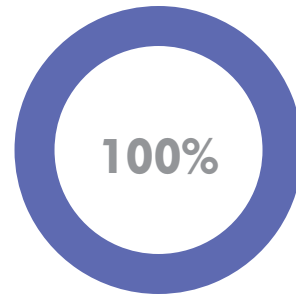
Employment Rate: 100%



Associate of Applied Science, Management

Placement Rate: 100% (response rate 60%)

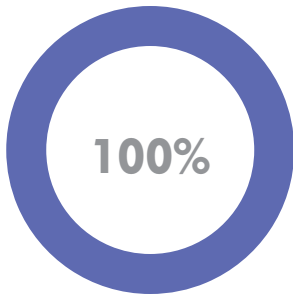
Employment Rate: 33.3%



Associate of Applied Science, Nursing

Placement Rate: 100% (response rate 31%)

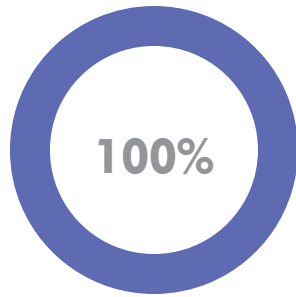
Employment Rate: 91.8%



**Associate of Applied Science,
Occupational Therapy Assistant**

Placement Rate: 100% (response rate 23.8%)

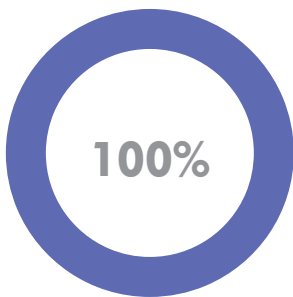
Employment Rate: 60%



Associate of Applied Science, Paralegal

Placement Rate: 100% (response rate 100%)

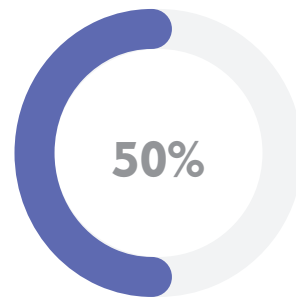
Employment Rate: 0%



Associate of Science, General Studies

Placement Rate: 100% (response rate 10%)

Employment Rate: 100%



Practical Nurse Certificate Program

Placement Rate: 50% (response rate 15.3%)

Employment Rate: 33.3%

Employers that hired graduates of Maria College's Class of 2016:

Adirondack Enrichment	Ellis Hospital	Select Rehabilitation
Albany Medical Center	Fort Plain Central School District	Signature Healthcare
Bennington Health & Rehabilitation Services	Fresnius Medical Care North America	Spar Administrative Services
Capital Care Pediatrics	Hillcrest Commons	St. Peter's Health Partners
Capital District Beginnings	Living Resources	Sunnyview Rehabilitation
Center for Disability Services	Meadowbrook Healthcare	Tender Touch Rehab Services
Chestnut Park Rehabilitation and Nursing	Our Lady of Mercy Life Center	The Law Firm of Alex C. Dell
Complete Therapy PT OT	Robertson, Anschutz & Schneid, P.L.	Van Rensselaer Manor
CVS Pharmacy	Samaritan Hospital	Wildwood Programs
Dialysis Clinic, North America	Saratoga Hospital	

Graduate and Professional Education for Graduates of the Class of 2016

Number of Graduates	Institution
1	Binghamton University
13	Maria College
1	Skidmore College
1	SUNY at Albany
1	SUNY at Delhi
1	SUNY Empire State College
TOTAL	Graduate and Professional Education Rate
18 (out of 238 graduates surveyed)	13.2%