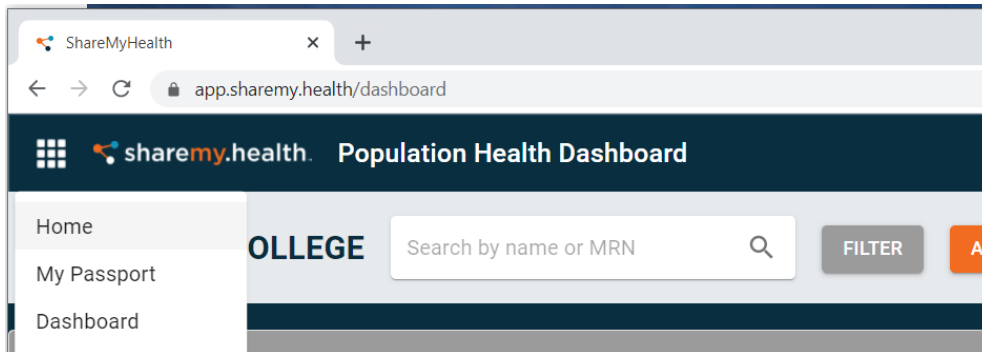


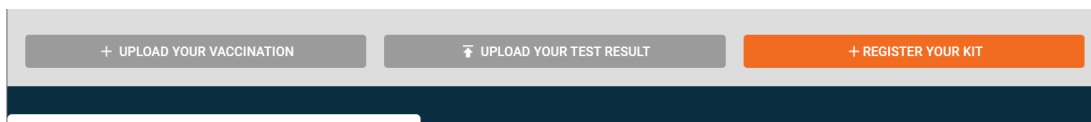


Upload Your Vaccination

1. To Begin, login to <https://app.sharemy.health/>
2. Navigate to the “Home” screen



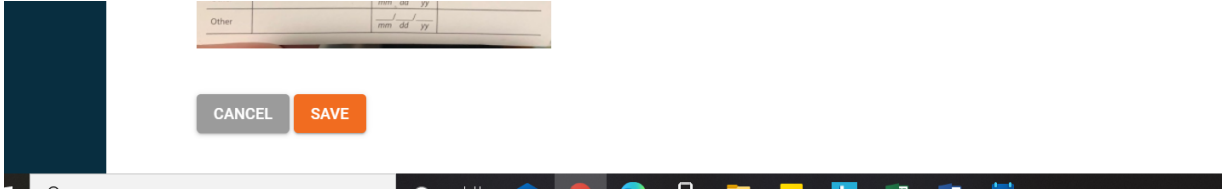
3. Choose “UPLOAD YOUR VACCINATION”




4. Input information for first dose and upload or take picture

A screenshot of a form for entering vaccination information. The form includes a dropdown menu for "Vaccine" with "Moderna COVID-19" selected, a text input field for "Lot Number", a date picker for "Date of Dose" showing "05/11/2021", and a text input field for "Healthcare Professional or Clinic Site". At the bottom, there are two buttons: "UPLOAD PICTURE" and "TAKE PICTURE".

5. Click Save



6. Choose “Add Another Dose” if needed and repeat the same process as Step 4



7. When completed Select Finish